

**GENERAL NOTES:**

**MATERIAL**  
 WF: A992 Gr.50  
 HSS RECTANGULAR/SQUARE: A500 Gr.B Fy=46 ksi  
 HSS ROUND: A53 Gr.B Fy=42 ksi  
 BALANCE: A36

**SHOP CONNECTION**  
 WELDED: E70xx  
 BOLTED: 3/4" A325-SC

**FIELD CONNECTION**  
 WELDED: AS SHOWN ON PLAN  
 BOLTED: 3/4" A325-SC (UNLESS NOTED ON PLAN)

**FINISH**  
 ONE COAT ALKYD RUST INHIBITIVE PRIMER (UNLESS NOTED)  
 NO PAINT STEEL TO RECEIVE FIREPROOFING  
 NO PAINT WITHIN 3" OF HOLES FOR SLIP CRITICAL BOLTS  
 ALL STEEL EXPOSED TO WEATHER TO BE GALVANIZED WITH ZINC  
 ZINC METALIZING PROCESS AND PAINTED.  
 ALL STEEL IN EXT. UNHEATED SPACES OR EXPOSED TO WEATHER SHALL BE SHOT BLASTING CLEANED AND PAINTED W/ EPOXY.

**SECOND FLOOR FRAMING PLAN**

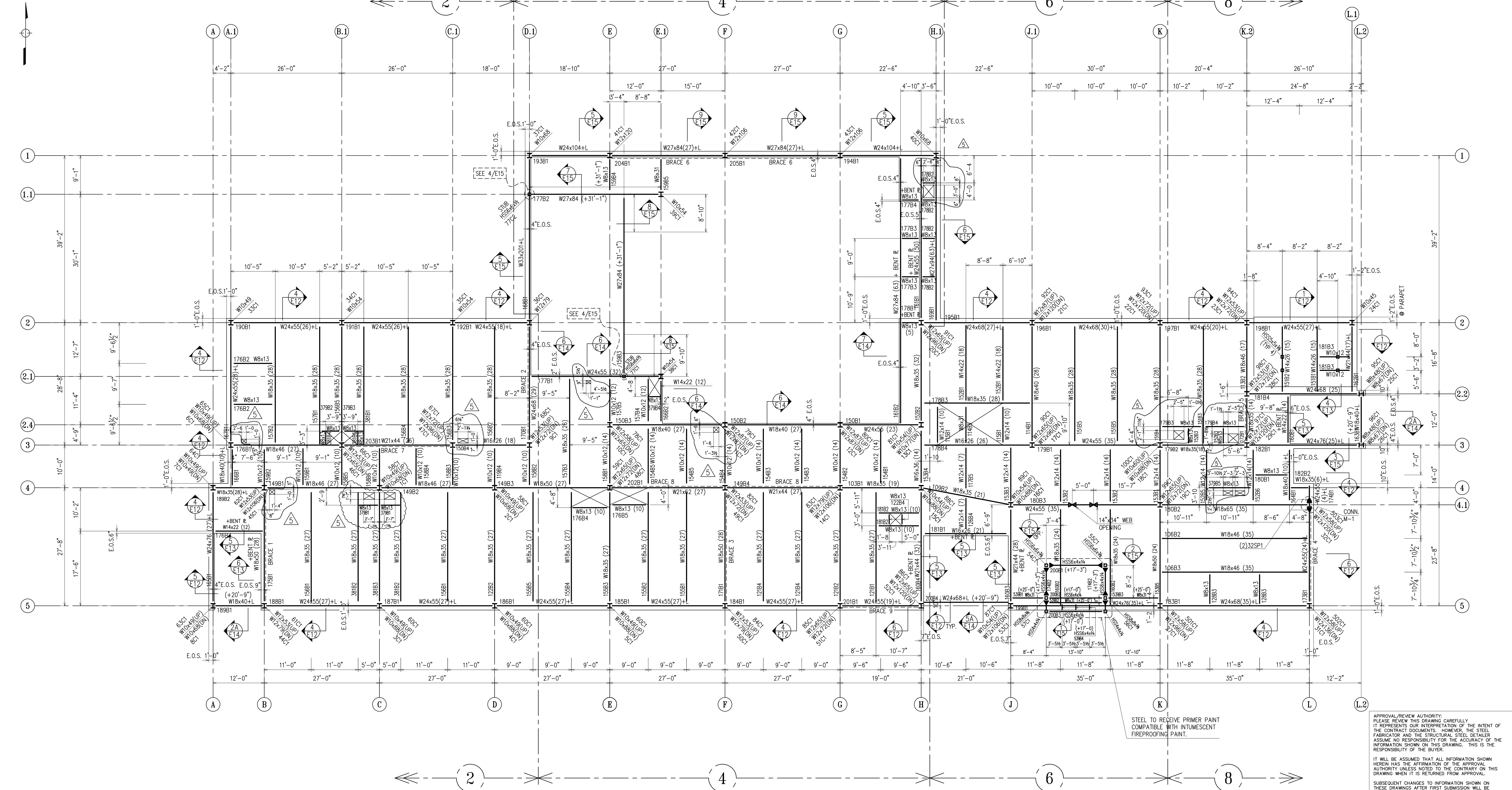
- NOTES:
- TOP OF STEEL ELEVATION IS (+13'-5 3/4") FROM DATUM EL. (+0'-0") (ACTUAL +10'1"-1") UNLESS NOTED THUS (+x'-x") ON PLAN.
  - ~ DENOTES MOMENT CONNECTION (SEE TYP. DETAILS).
  - ~ DENOTES BEAM WEB OPENING
  - "W12x19 (9)" ~ DENOTES BEAM w/ (9)-3/4" x 5" SHEAR STUDS (TOP FLG.) WELDED IN FIELD. (NO PAINT TOP FLG.)
  - ALL STEEL TO RECEIVE FIREPROOFING, THUS NO PAINT U/NOTED.

**FOR CONSTRUCTION**

DRAWINGS PREPARED BY:  
 DIVISION FIVE DETAILING INC.  
 1810 Gallagher Drive  
 Vineland, New Jersey 08360  
 Phone: (856) 794-9474  
 Fax: (856) 696-2027

PAIN:	4/19/11 FOR APPROVAL	12/20/11 ADD FLOOR OPENINGS FOR CONSTRUCTION	FOR FIELD
MATERIAL:	3/16/11 PER BULLETIN # 4	11/2/11 FOR CONSTRUCTION	4th APPVL
HOLES:	3/16/11 FOR APPROVAL	6/24/11 FOR CONSTRUCTION	3rd APPVL
ELECTRODES:	E70XX	11/28/10 FOR APPROVAL	4/26/11 FOR FIELD USE
TOTAL WEIGHT	NO DATE	DESCRIPTION	NO DATE
SC	BC	BCSC	REVISIONS
CUSTOMER:		WEIR WELDING CO. INC.	
		316 12th STREET CARLSTADT, NJ 07072 PHONE: (201) 939-2284 FAX: (201) 939-5525	
DRAFTER	D5	PROJECT:	PS / IS 177X
DATE	8/6/10	LOCATION:	BRONX, NY
CHECKED	D5	DWG TITLE:	SECOND FLOOR FRAMING PLAN
DATE	3/8/11	CONTRACT NO	S-974
		DWG NO	E1

APPROVAL/REVIEW AUTHORITY:  
 IT REPRESENTS OUR INTERPRETATION OF THE INTENT OF THE CONTRACT DOCUMENTS. HOWEVER, THE STEEL FABRICATOR AND THE STRUCTURAL STEEL DETAILER ASSUME NO RESPONSIBILITY FOR THE ACCURACY OF THE INFORMATION SHOWN ON THIS DRAWING. THIS IS THE RESPONSIBILITY OF THE BUYER.  
 IT WILL BE ASSUMED THAT ALL INFORMATION SHOWN HEREIN HAS THE AFFIRMATION OF THE APPROVAL AUTHORITY UNLESS NOTED TO THE CONTRARY ON THIS DRAWING WHEN IT IS RETURNED FOR APPROVAL.  
 SUBSEQUENT CHANGES TO INFORMATION SHOWN ON THESE DRAWINGS AFTER FIRST SUBMISSION WILL BE CONSIDERED AS CONTRACT CHANGES.  
 ADAPTED BY THE NATIONAL INSTITUTE OF STEEL DETAILING 1977.



**THIRD FLOOR FRAMING PLAN**

- NOTES:
- TOP OF STEEL ELEVATION IS (+27'-5 3/4") FROM DATUM EL. (+0'-0") (ACTUAL +101'-1") UNLESS NOTED THUS (+x'-x") ON PLAN.
  - ~ DENOTES MOMENT CONNECTION (SEE TYP. DETAILS).
  - ~ DENOTES BEAM WEB OPENING
  - "W12x19 (9)" ~ DENOTES BEAM w/ (9)-3/4"Ø x 5" SHEAR STUDS (TOP FLG.) WELDED IN FIELD. (NO PAINT TOP FLG.)
  - ALL STEEL TO RECEIVE FIREPROOFING, THUS NO PAINT U/NOTED.

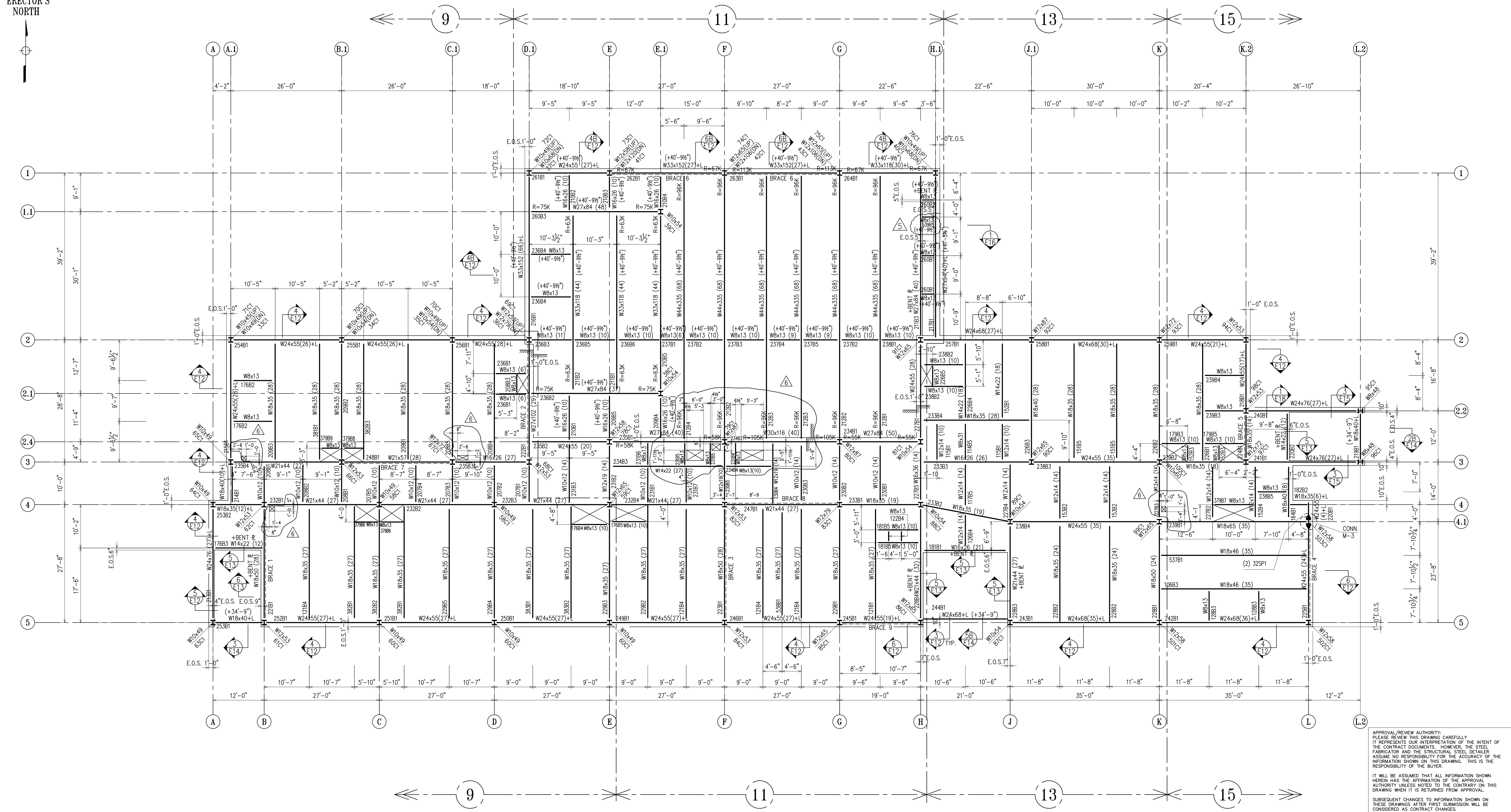
**FOR CONSTRUCTION**

DRAWINGS PREPARED BY:  
 DIVISION FIVE DETAILING INC.  
 1810 Gallagher Drive  
 Vineland, New Jersey 08360  
 Phone: (856) 794-9474  
 Fax: (856) 696-2027

PAIN:	6/24/11	PER REC INFO FOR CONSTRUCTION			FOR FIELD	
MATERIAL:	6/23/11	PER CHECK FOR CONSTRUCTION			4th APPVL	
HOLES:	3/8/11	FOR APPROVAL	12/20/11	ADD FLOOR OPENINGS FOR CONSTRUCTION	3rd APPVL	
ELECTRODES:	E70XX	8/13/10	FOR APPROVAL	11/5/11	PER BULLETIN #8 FOR CONSTRUCTION	2nd APPVL
TOTAL WEIGHT	NO DATE	DESCRIPTION	NO DATE	DESCRIPTION	1st APPVL	
SC	BC	BCSC	REVISIONS		DATE	

CUSTOMER:		<b>WEIR WELDING CO. INC.</b>			
		316 12th STREET CARLSTADT, NJ 07072 PHONE: (201) 939-2284 FAX: (201) 939-5525			
DRAFTER	D5	PROJECT:	PS / IS 177X		CONTRACT NO
DATE	8/6/10	LOCATION:	BRONX, NY		S-974
CHECKED	D5	DWG TITLE:	THIRD FLOOR FRAMING PLAN		DWG NO
DATE	3/8/11				E2

APPROVAL/REVIEW AUTHORITY:  
 PLEASE REVIEW THIS DRAWING CAREFULLY. IT REPRESENTS OUR INTERPRETATION OF THE INTENT OF THE CONTRACT DOCUMENTS. HOWEVER, THE STEEL CONTRACTOR AND THE STRUCTURAL STEEL DETAILER ASSUME NO RESPONSIBILITY FOR THE ACCURACY OF THE INFORMATION SHOWN ON THIS DRAWING. THIS IS THE RESPONSIBILITY OF THE BUYER.  
 IT WILL BE ASSUMED THAT ALL INFORMATION SHOWN HEREIN HAS THE AFFIRMATION OF THE APPROVAL AUTHORITY UNLESS NOTED TO THE CONTRARY ON THIS DRAWING WHEN IT IS RETURNED FROM APPROVAL.  
 SUBSEQUENT CHANGES TO INFORMATION SHOWN ON THESE DRAWINGS AFTER FIRST SUBMISSION WILL BE CONSIDERED AS CONTRACT CHANGES.  
 ADAPTED BY THE NATIONAL INSTITUTE OF STEEL DETAILING 1977.



APPROVAL/REVIEW AUTHORITY:  
PLEASE REVIEW THIS DRAWING CAREFULLY.  
IT REPRESENTS OUR INTERPRETATION OF THE INTENT OF THE CONTRACT DOCUMENTS. HOWEVER, THE STEEL FABRICATOR AND THE STRUCTURAL STEEL DETAILER ASSUME NO RESPONSIBILITY FOR THE ACCURACY OF THE INFORMATION SHOWN ON THIS DRAWING. THIS IS THE RESPONSIBILITY OF THE BUYER.

IT WILL BE ASSUMED THAT ALL INFORMATION SHOWN HEREIN HAS THE AFFIRMATION OF THE APPROVAL AUTHORITY UNLESS NOTED TO THE CONTRARY ON THIS DRAWING WHEN IT IS RETURNED FROM APPROVAL.

SUBSEQUENT CHANGES TO INFORMATION SHOWN ON THESE DRAWINGS AFTER FIRST SUBMISSION WILL BE CONSIDERED AS CONTRACT CHANGES.

ADOPTED BY THE NATIONAL INSTITUTE OF STEEL DETAILING 1977.

**FOURTH FLOOR FRAMING PLAN**

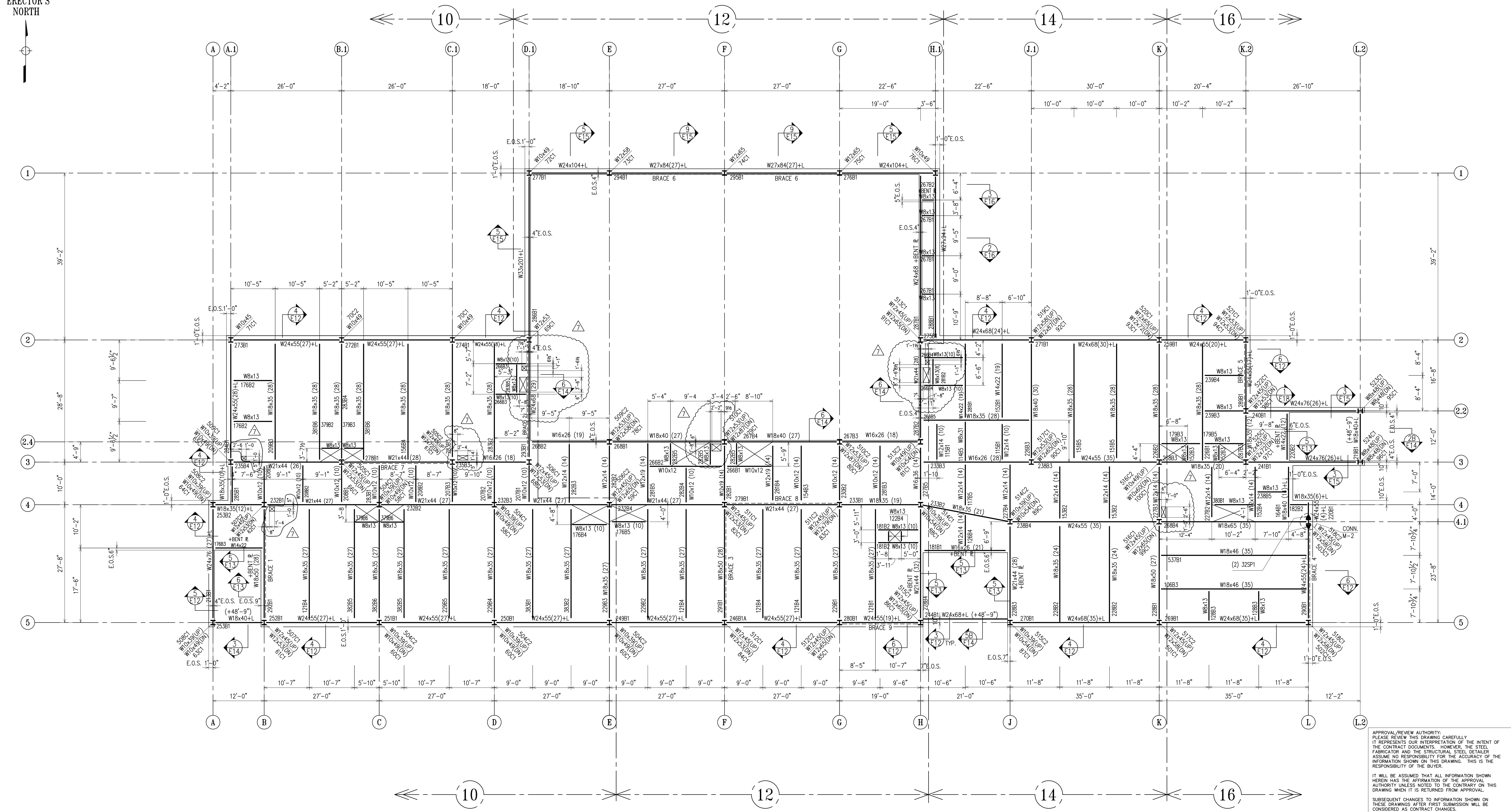
- NOTES:
- TOP OF STEEL ELEVATION IS (+41'-5 3/4") FROM DATUM EL. (+0'-0") (ACTUAL +101'-1") UNLESS NOTED THUS (+x'-x") ON PLAN.
  - ~ DENOTES MOMENT CONNECTION (SEE TYP. DETAILS).
  - "W12x19 (9)" ~ DENOTES BEAM w/ (9) - 3/4" Ø x 5" SHEAR STUDS (TOP FLG.) WELDED IN FIELD. (NO PAINT TOP FLG.)
  - ALL STEEL TO RECEIVE FIREPROOFING, THUS NO PAINT U/NOTED.

**FOR CONSTRUCTION**

DRAWINGS PREPARED BY:  
DIVISION FIVE DETAILING INC.  
1810 Gallagher Drive  
Vineland, New Jersey 08360  
Phone: (856) 794-9474  
Fax: (856) 696-2027

PAIN:	6/23/11	PER CHECK/ FOR CONSTRUCTION			FOR FIELD		
MATERIAL:	5/17/11	ADD PARTITION BEAM	11/20/11	ADD FLOOR OPENINGS FOR CONSTRUCTION	4th APPVL		
HOLES:	3/8/11	FOR APPROVAL	11/5/11	PER BULLETIN #7 FOR CONSTRUCTION	3rd APPVL		
ELECTRODES:	E70XX	8/13/10	FOR APPROVAL	6/24/11	PER REC. INFO/ FOR CONSTRUCTION	2nd APPVL	
TOTAL WEIGHT	NO	DATE	DESCRIPTION	NO	DATE	DESCRIPTION	1st APPVL
SC	BC	BCSC	REVISIONS		DATE	ISSUE	

CUSTOMER:		<b>WEIR WELDING CO. INC.</b>		CONTRACT NO	
		316 12th STREET PHONE: (201) 939-2284		S-974	
		CARLSTADT, NJ 07072 FAX: (201) 939-5525		DWG NO	
DRAFTER	D5	PROJECT:	PS / IS 177X	CONTRACT NO	
DATE	8/6/10	LOCATION:	BRONX, NY	S-974	
CHECKED	D5	DWG TITLE:	FOURTH FLOOR FRAMING PLAN	DWG NO	
DATE	3/8/11			E3	



**FIFTH FLOOR FRAMING PLAN**

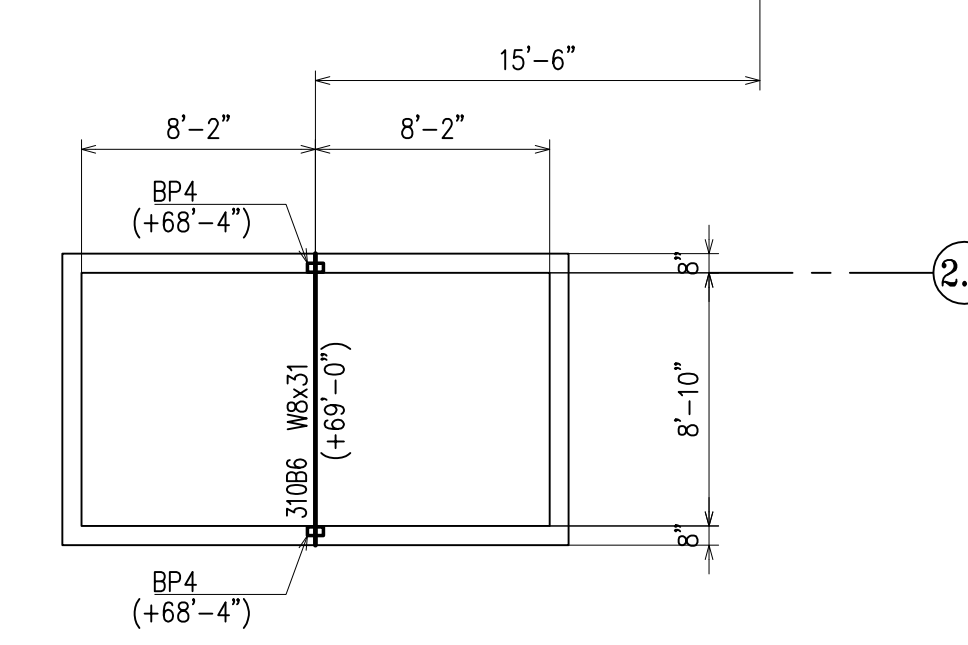
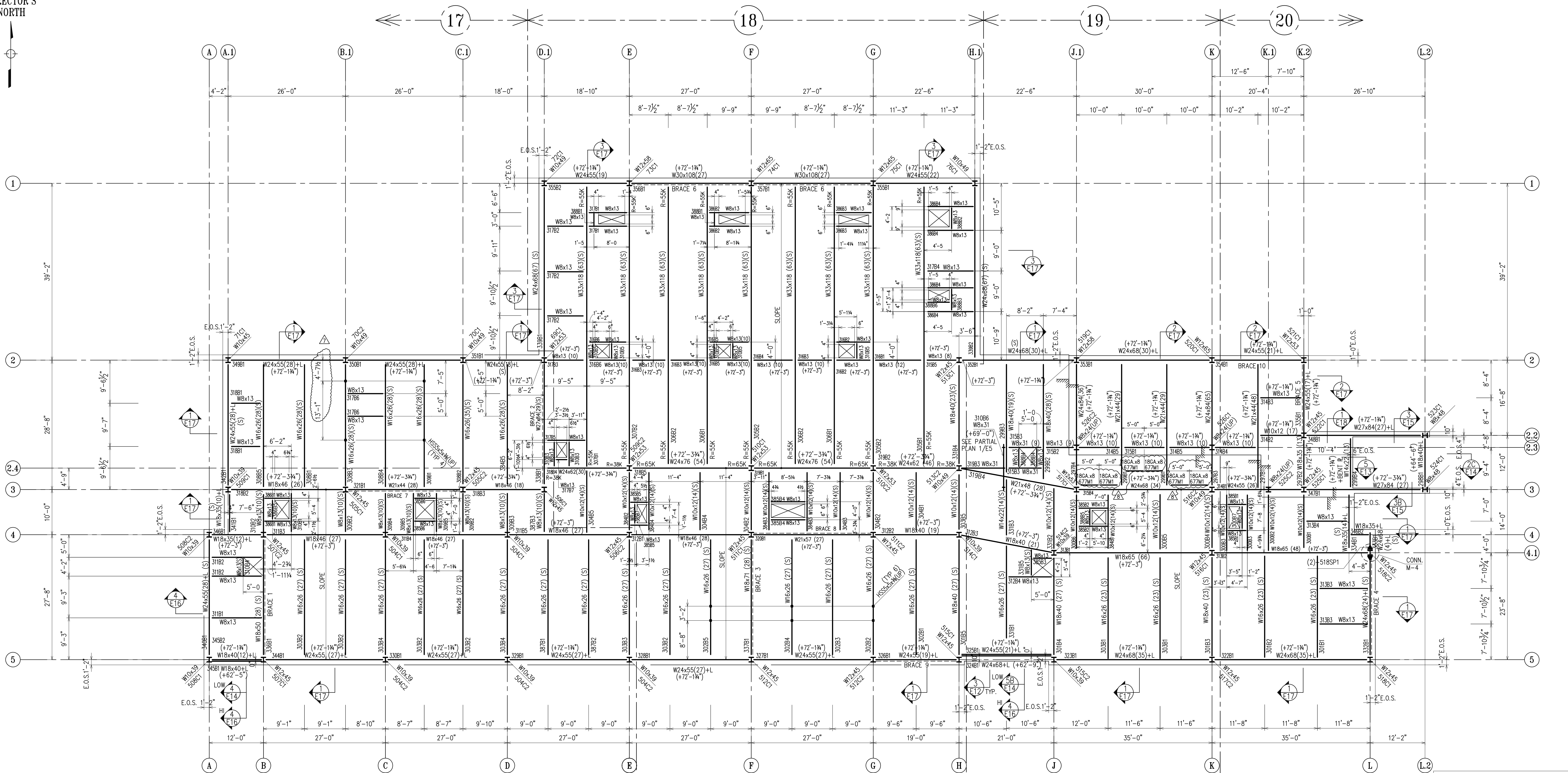
- NOTES:
1. TOP OF STEEL ELEVATION IS (+55'-5 3/4") FROM DATUM EL. (+0'-0") (ACTUAL +101'-1") UNLESS NOTED THUS (+x'-x") ON PLAN.
  2.  $\blacktriangleright$  DENOTES MOMENT CONNECTION (SEE TYP. DETAILS).
  3. \*W12x19 (9) ~ DENOTES BEAM w/ (9)-3/4"  $\phi$  x 5" SHEAR STUDS (TOP FLG.) WELDED IN FIELD. (NO PAINT TOP FLG.)
  4. ALL STEEL TO RECEIVE FIREPROOFING, THUS NO PAINT U/NOTED.

**FOR CONSTRUCTION**

DRAWINGS PREPARED BY:  
 DIVISION FIVE DETAILING INC.  
 1810 Gallagher Drive  
 Vineland, New Jersey 08360  
 Phone: (856) 794-9474  
 Fax: (856) 696-2027

PAINT:	6/23/11 PER CHECK / FOR CONSTRUCTION	12/20/11 ADD FLOOR OPENINGS FOR CONSTRUCTION	FOR FIELD
MATERIAL:	5/17/11 REV PIECE MARK	11/5/11 REVISE SEQUENCE FOR CONSTRUCTION	4th APPVL
HOLES:	3/8/11 FOR APPROVAL	6/27/11 REVISE PIECE MARK / FOR CONSTRUCTION	3rd APPVL
ELECTRODES: E70XX	8/15/10 FOR APPROVAL	6/24/11 PER REC INFO / FOR CONSTRUCTION	2nd APPVL
TOTAL WEIGHT	NO DATE DESCRIPTION	NO DATE DESCRIPTION	1st APPVL
SC BC BCS	REVISIONS		DATE ISSUE
CUSTOMER:	WEIR WELDING CO. INC. 316 12th STREET CARLSTADT, NJ 07072 PHONE: (201) 939-2284 FAX: (201) 939-5525		
DRAFTER D5	PROJECT: PS / IS 177X	CONTRACT NO	S-974
DATE 8/6/10	LOCATION: BRONX, NY	DWG NO	E4
CHECKED D5	DWG TITLE: FIFTH FLOOR FRAMING PLAN		
DATE 3/8/11			

APPROVAL/REVIEW AUTHORITY:  
 PLEASE REVIEW THIS DRAWING CAREFULLY. IT REPRESENTS OUR INTERPRETATION OF THE INTENT OF THE CONTRACT DOCUMENTS. HOWEVER, THE STEEL FABRICATOR AND THE STRUCTURAL STEEL DETAILER ASSUME NO RESPONSIBILITY FOR THE ACCURACY OF THE INFORMATION SHOWN ON THIS DRAWING. THIS IS THE RESPONSIBILITY OF THE BUYER.  
 IT WILL BE ASSUMED THAT ALL INFORMATION SHOWN HEREIN HAS THE AFFIRMATION OF THE APPROVAL AUTHORITY UNLESS NOTED TO THE CONTRARY ON THIS DRAWING WHEN IT IS RETURNED FROM APPROVAL.  
 SUBSEQUENT CHANGES TO INFORMATION SHOWN ON THESE DRAWINGS AFTER FIRST SUBMISSION WILL BE CONSIDERED AS CONTRACT CHANGES.  
 ADAPTED BY THE NATIONAL INSTITUTE OF STEEL DETAILING 1977.



**ROOF FRAMING PLAN**

- NOTES:
1. TOP OF STEEL ELEVATIONS ARE NOTED THUS (+x'-x") ON PLAN FROM DATUM EL. (+0'-0") (ACTUAL +101'-1").
  2. DENOTES MOMENT CONNECTION (SEE TYP. DETAILS).
  3. "W12x19 (9)" ~ DENOTES BEAM w/ (9)-3/4" x 5" SHEAR STUDS (TOP FLG.) WELDED IN FIELD. (NO PAINT TOP FLG.)
  4. ALL STEEL TO RECEIVE FIREPROOFING, THUS NO PAINT U/NOTED.

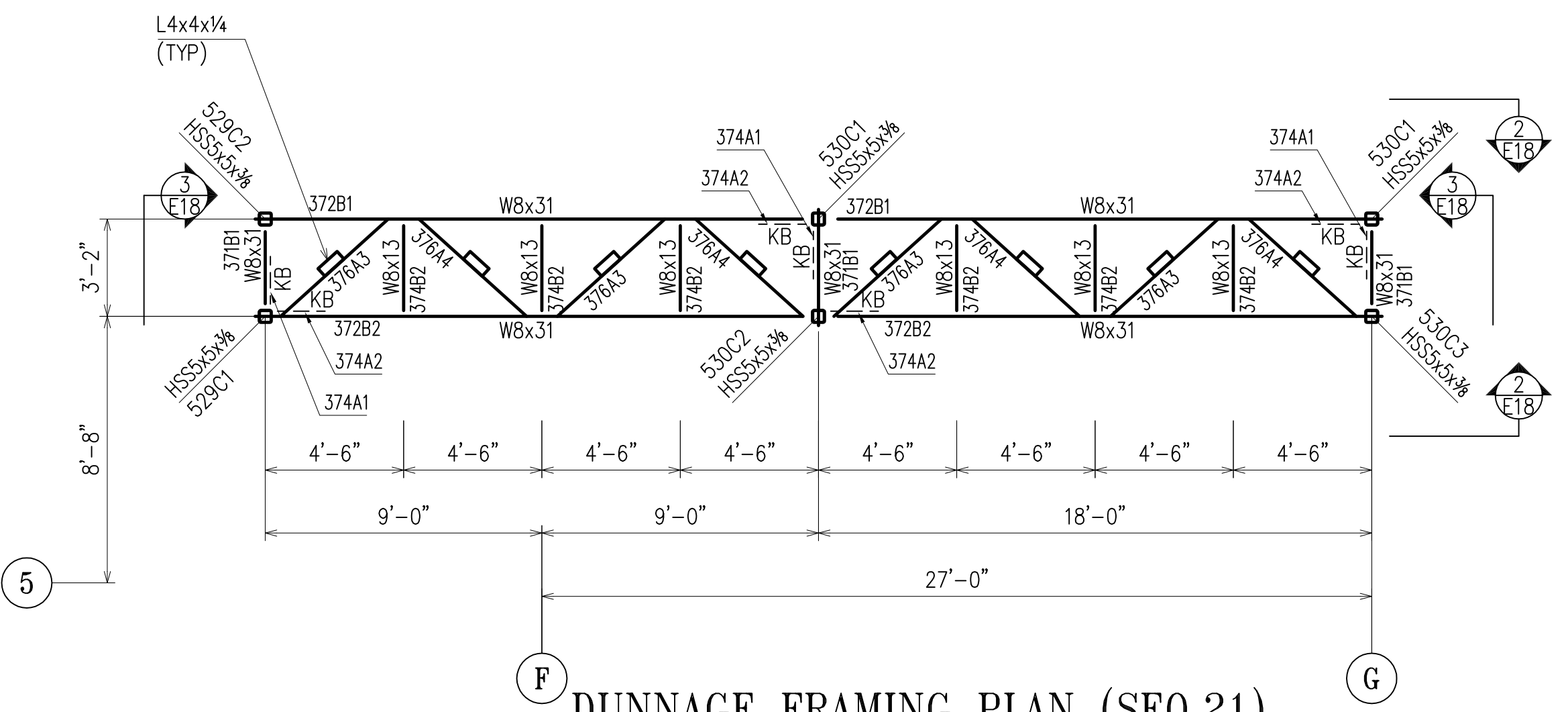
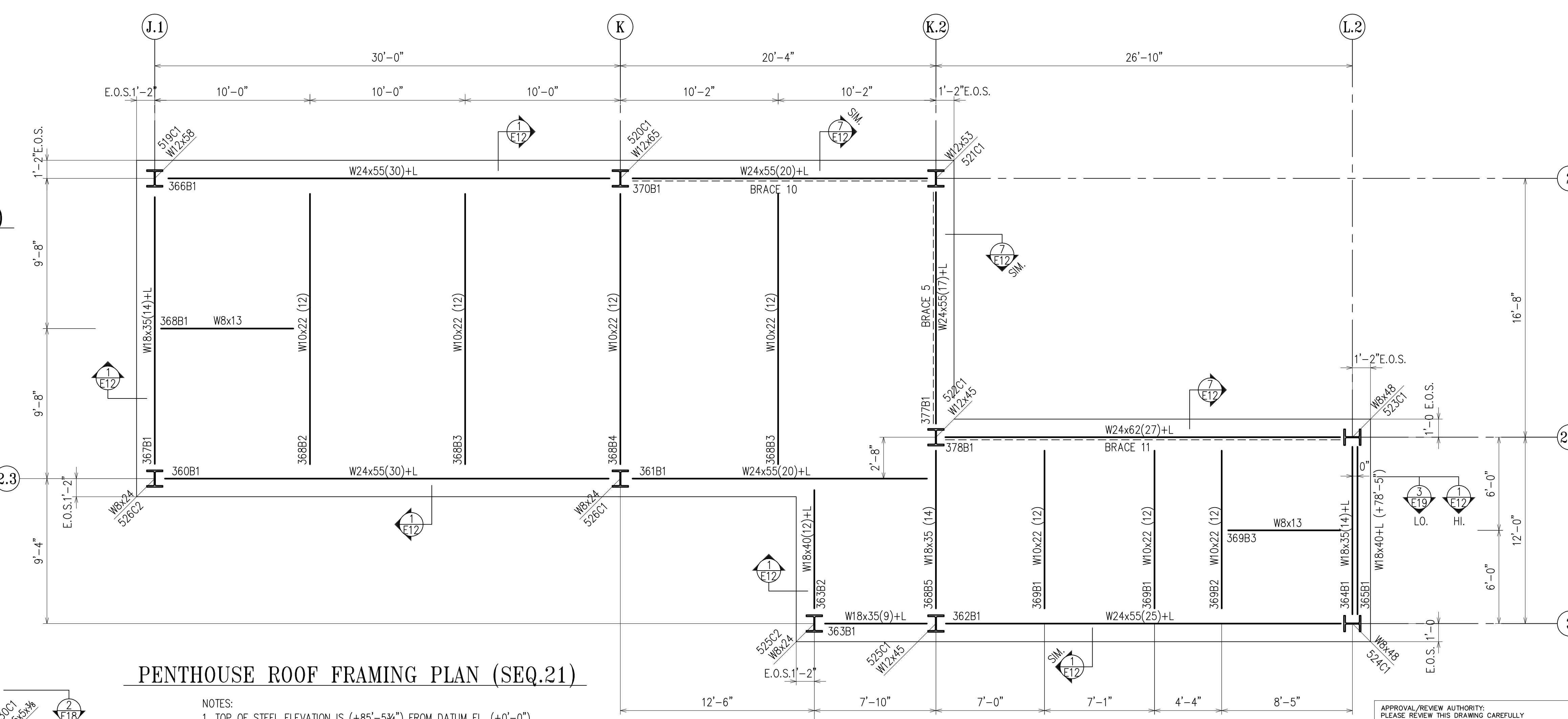
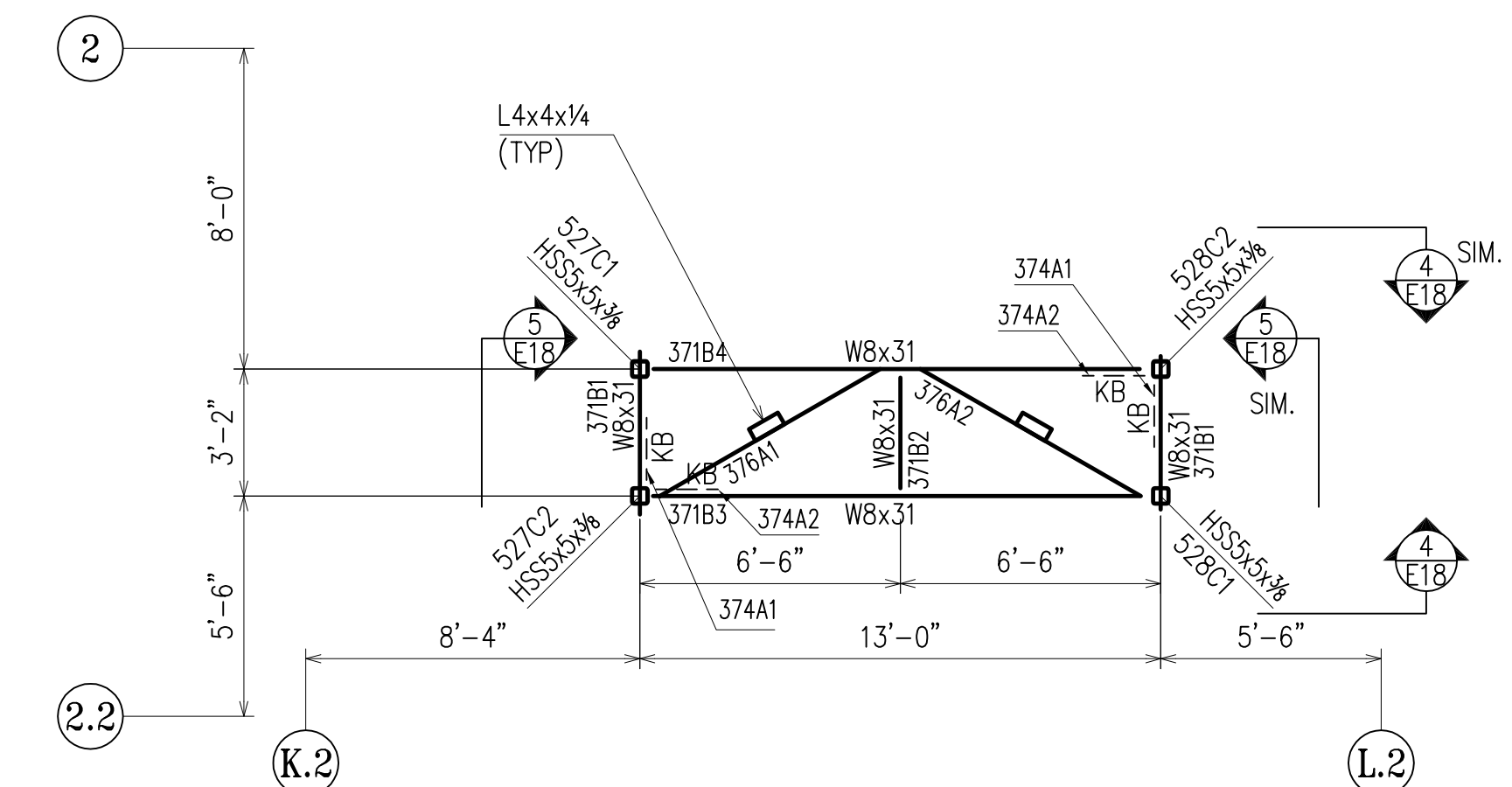
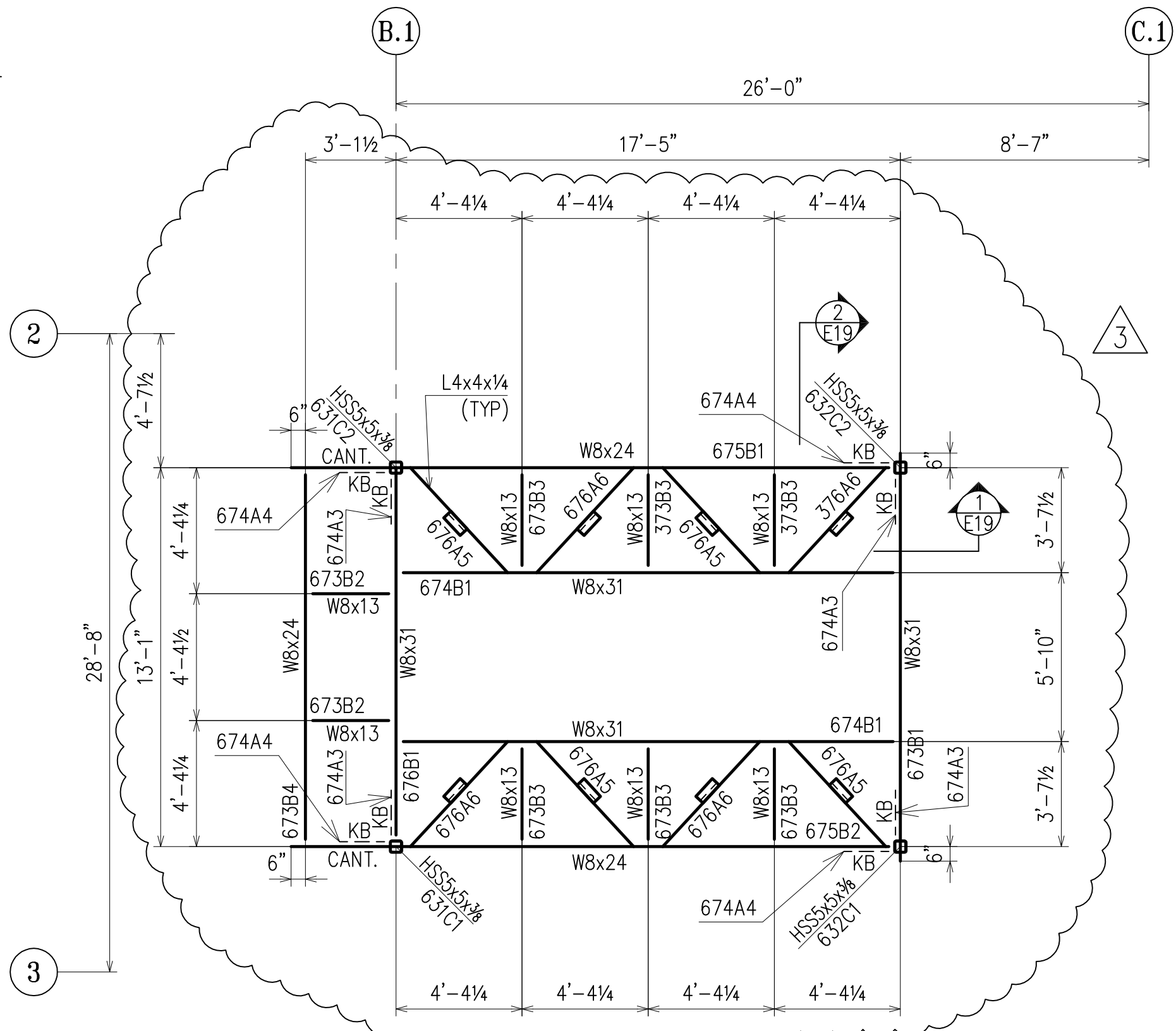
**FOR CONSTRUCTION**

DRAWINGS PREPARED BY:  
 DIVISION FIVE DETAILING INC.  
 1810 Gallagher Drive  
 Vineland, New Jersey 08360  
 Phone: (856) 794-9474  
 Fax: (856) 696-2027

PAIN:	7/19/11	PER REC INFO/ FOR CONSTRUCTION	4/20/12	ADD 2 BAR BENT GA. DECK SUPPORT.	FOR FIELD
MATERIAL:	6/23/11	PER CHECK/ FOR CONSTRUCTION	4/16/12	REVISE DUNNAGE POST LOCATIONS.	4th APPVL
HOLES:	4/26/11	FOR FIELD USE	1/15/11	REVISE SEQUENCE FOR CONSTRUCTION	3rd APPVL
ELECTRODES:	E70XX	3/8/11	FOR APPROVAL	1/21/11	PER REC INFO/ FOR CONSTRUCTION
TOTAL WEIGHT	NO DATE	DESCRIPTION	NO DATE	DESCRIPTION	2nd APPVL
SC	BC	BSC	REVISIONS		DATE
CUSTOMER: WEIR WELDING CO. INC.					
316 12th STREET CARLSTADT, NJ 07072 PHONE: (201) 939-2284 FAX: (201) 939-5525					
DRAFTER	D5	PROJECT:	PS / IS 177X		CONTRACT NO
DATE	8/6/10	LOCATION:	BRONX, NY		S-974
CHECKED	D5	DWG TITLE:	ROOF FRAMING PLAN		DWG NO
DATE	3/8/11				E5

ENLARGED PARTIAL PLAN AT ELEVATOR SHAFT (REF: 1/A510)

APPROVAL/REVIEW AUTHORITY:  
 PLEASE REVIEW THIS DRAWING CAREFULLY. IT REPRESENTS OUR INTERPRETATION OF THE INTENT OF THE CONTRACT DOCUMENTS. HOWEVER, THE STEEL FABRICATOR AND THE STRUCTURAL STEEL DETAILER ASSUME NO RESPONSIBILITY FOR THE ACCURACY OF THE INFORMATION SHOWN ON THIS DRAWING. THIS IS THE RESPONSIBILITY OF THE BUYER.  
 IT WILL BE ASSUMED THAT ALL INFORMATION SHOWN HEREIN HAS THE AFFIRMATION OF THE APPROVAL AUTHORITY UNLESS NOTED TO THE CONTRARY ON THIS DRAWING WHEN IT IS RETURNED FROM APPROVAL.  
 SUBSEQUENT CHANGES TO INFORMATION SHOWN ON THESE DRAWINGS AFTER FIRST SUBMISSION WILL BE CONSIDERED AS CONTRACT CHANGES.  
 ADAPTED BY THE NATIONAL INSTITUTE OF STEEL DETAILING 1977.

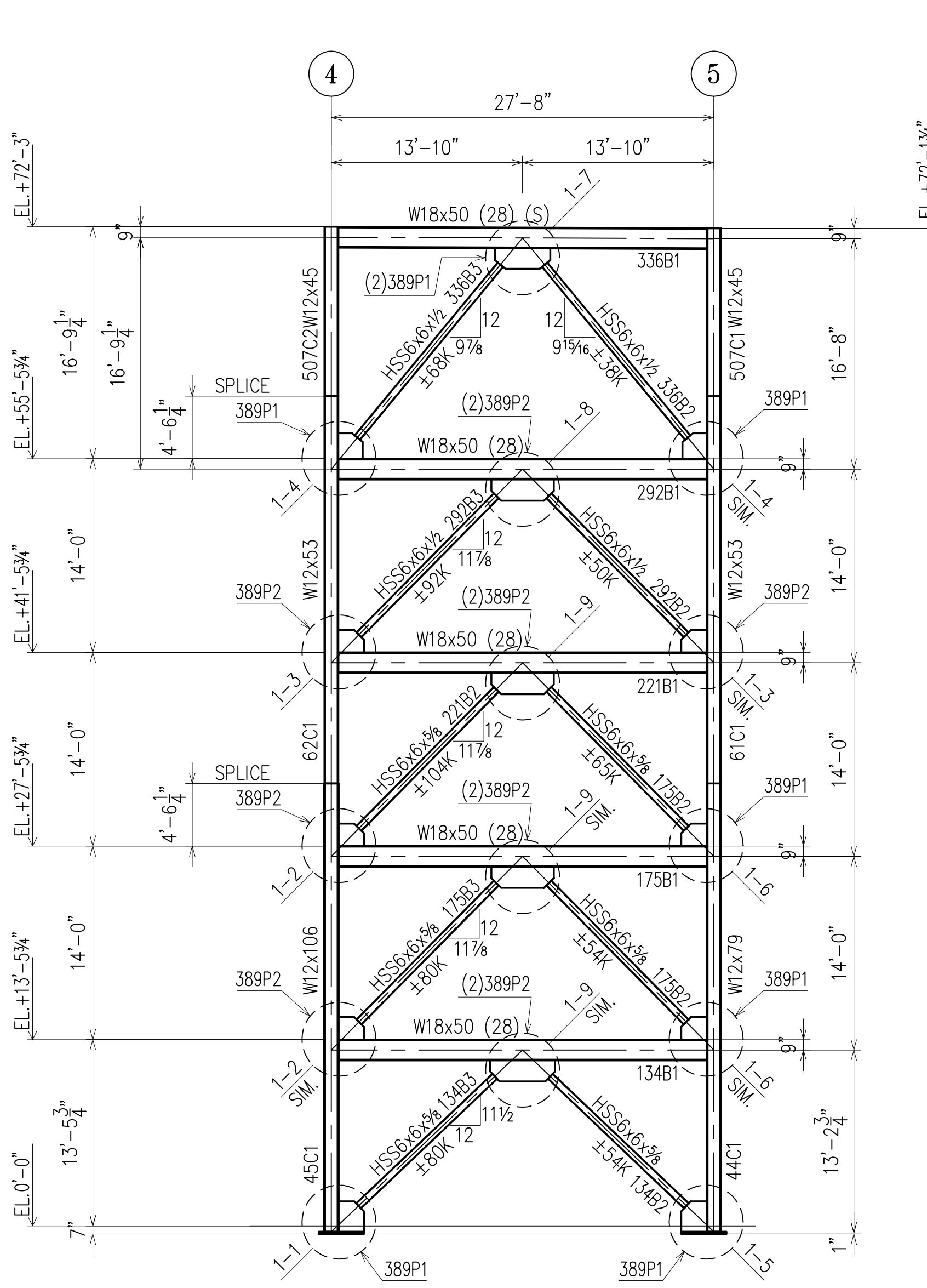


FOR CONSTRUCTION

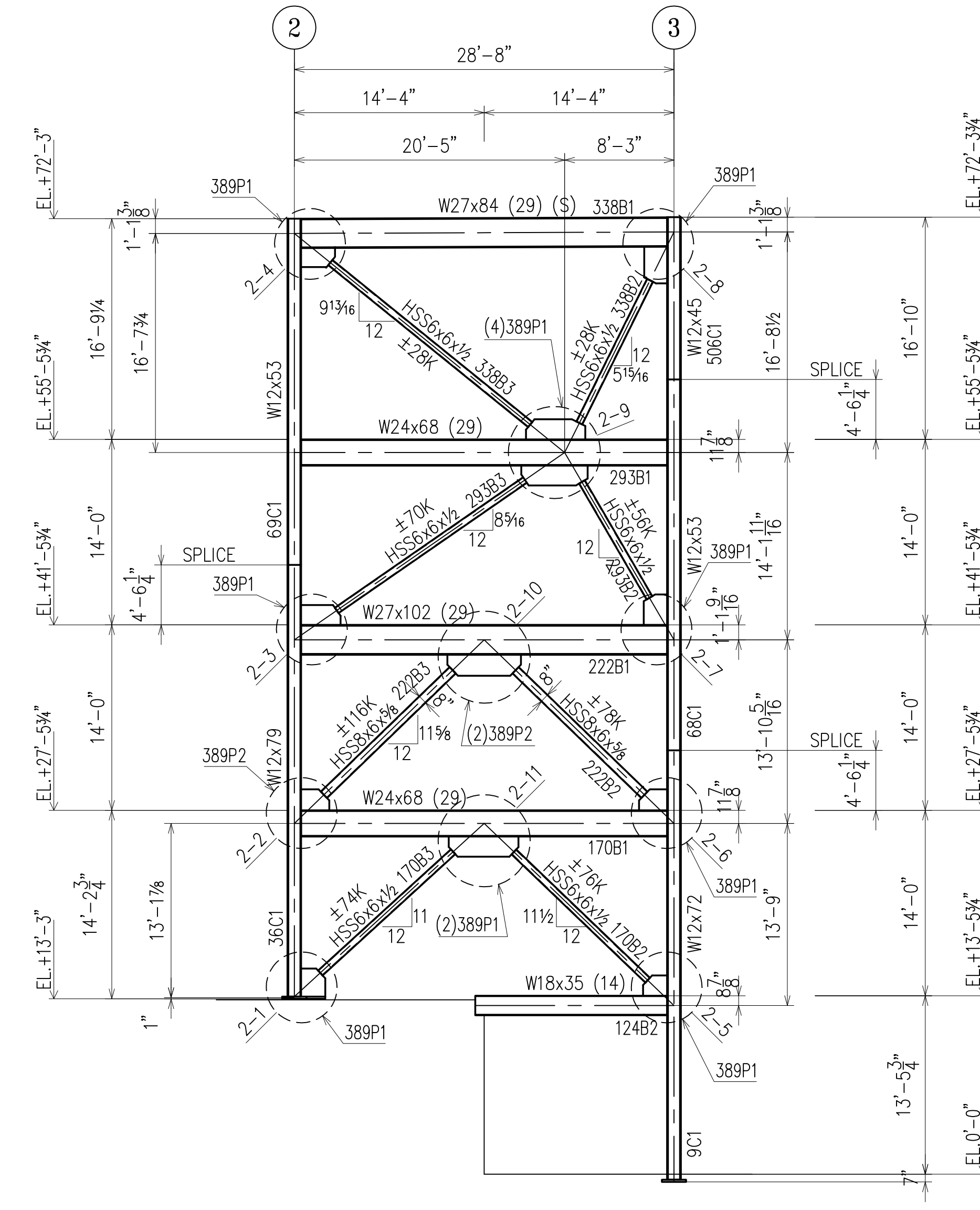
DRAWINGS PREPARED BY: DIVISION FIVE DETAILING INC.  
 1810 Gallagher Drive  
 Vineland, New Jersey 08360  
 Phone: (856) 794-9474  
 Fax: (856) 696-2027

PAINT:	4/16/12	REVISE EMERGENCY GENERATOR PLAN			FOR FIELD
MATERIAL:	6/23/11	PER CHECK/ FOR CONSTRUCTION			4th APPL
HOLES:	3/8/11	FOR APPROVAL			3rd APPL
ELECTRODES:	8/13/10	FOR APPROVAL			2nd APPL
TOTAL WEIGHT	NO DATE	DESCRIPTION	NO DATE	DESCRIPTION	1st APPL
SC	BC	BCSC	REVISIONS		DATE
CUSTOMER: WEIR WELDING CO. INC. 316 12th STREET CARLSTADT, NJ 07072 PHONE: (201) 939-2284 FAX: (201) 939-5525					
DRAFTER	D5	PROJECT:	PS / IS 177X		CONTRACT NO
DATE	8/6/10	LOCATION:	BRONX, NY		S-974
CHECKED	D5	DWG TITLE:	PENTHOUSE ROOF AND DUNNAGE FRAMING PLAN		DWG NO
DATE	3/8/11				E6

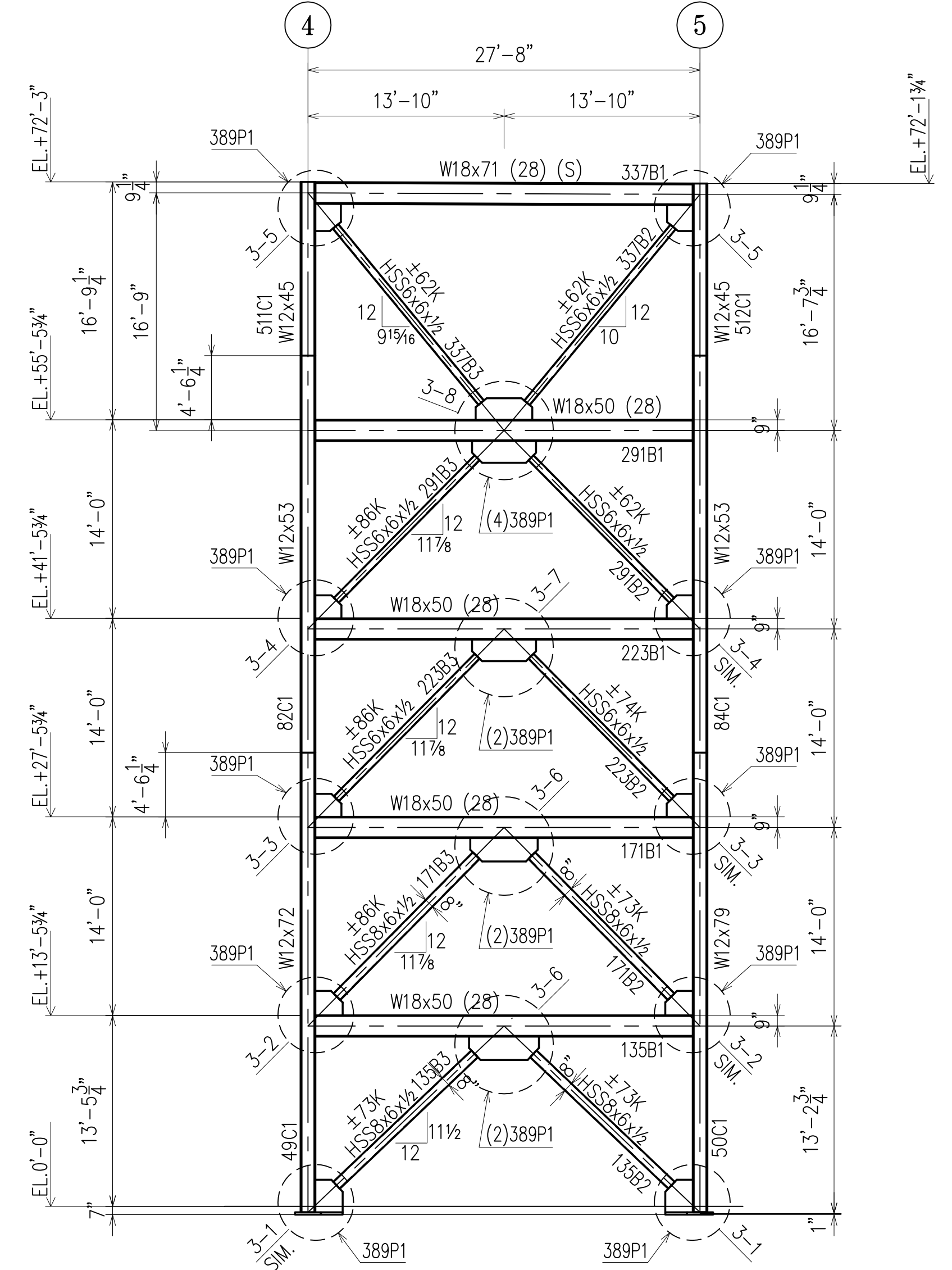
APPROVAL/REVIEW AUTHORITY:  
 PLEASE REVIEW THIS DRAWING CAREFULLY. IT REPRESENTS OUR INTERPRETATION OF THE INTENT OF THE CONTRACT DOCUMENTS. HOWEVER, THE STEEL FABRICATOR AND THE STRUCTURAL STEEL DETAILER ASSUME NO RESPONSIBILITY FOR THE ACCURACY OF THE INFORMATION SHOWN ON THIS DRAWING. THIS IS THE RESPONSIBILITY OF THE BUYER.  
 IT WILL BE ASSUMED THAT ALL INFORMATION SHOWN HEREIN HAS THE AFFIRMATION OF THE APPROVAL AUTHORITY UNLESS NOTED TO THE CONTRARY ON THIS DRAWING WHEN IT IS RETURNED FROM APPROVAL.  
 SUBSEQUENT CHANGES TO INFORMATION SHOWN ON THESE DRAWINGS AFTER FIRST SUBMISSION WILL BE CONSIDERED AS CONTRACT CHANGES.  
 ADOPTED BY THE NATIONAL INSTITUTE OF STEEL DETAILING 1977.



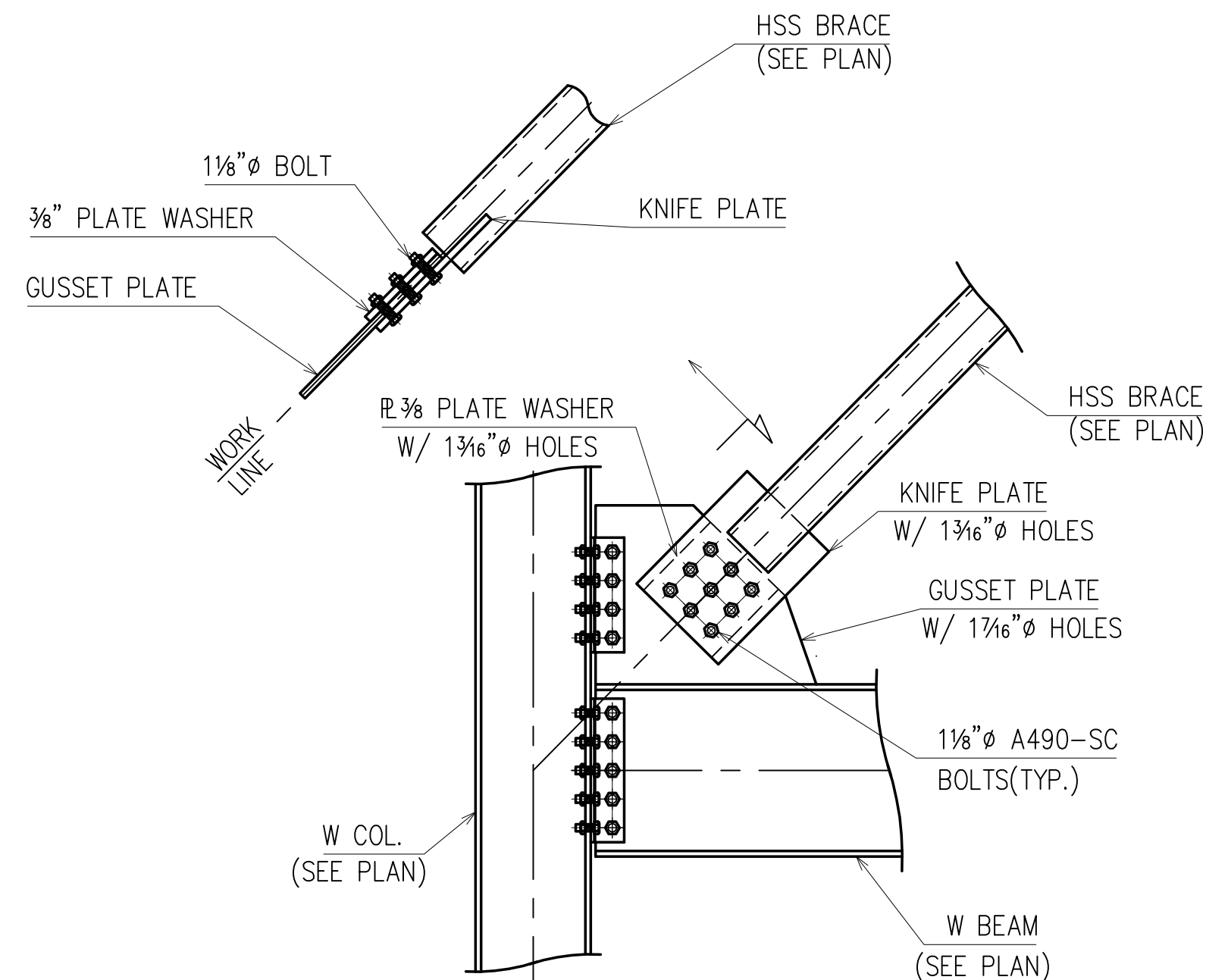
BRACE # 1  
GRID LINE B



BRACE # 2  
GRID LINE D.1



BRACE # 3  
GRID LINE F



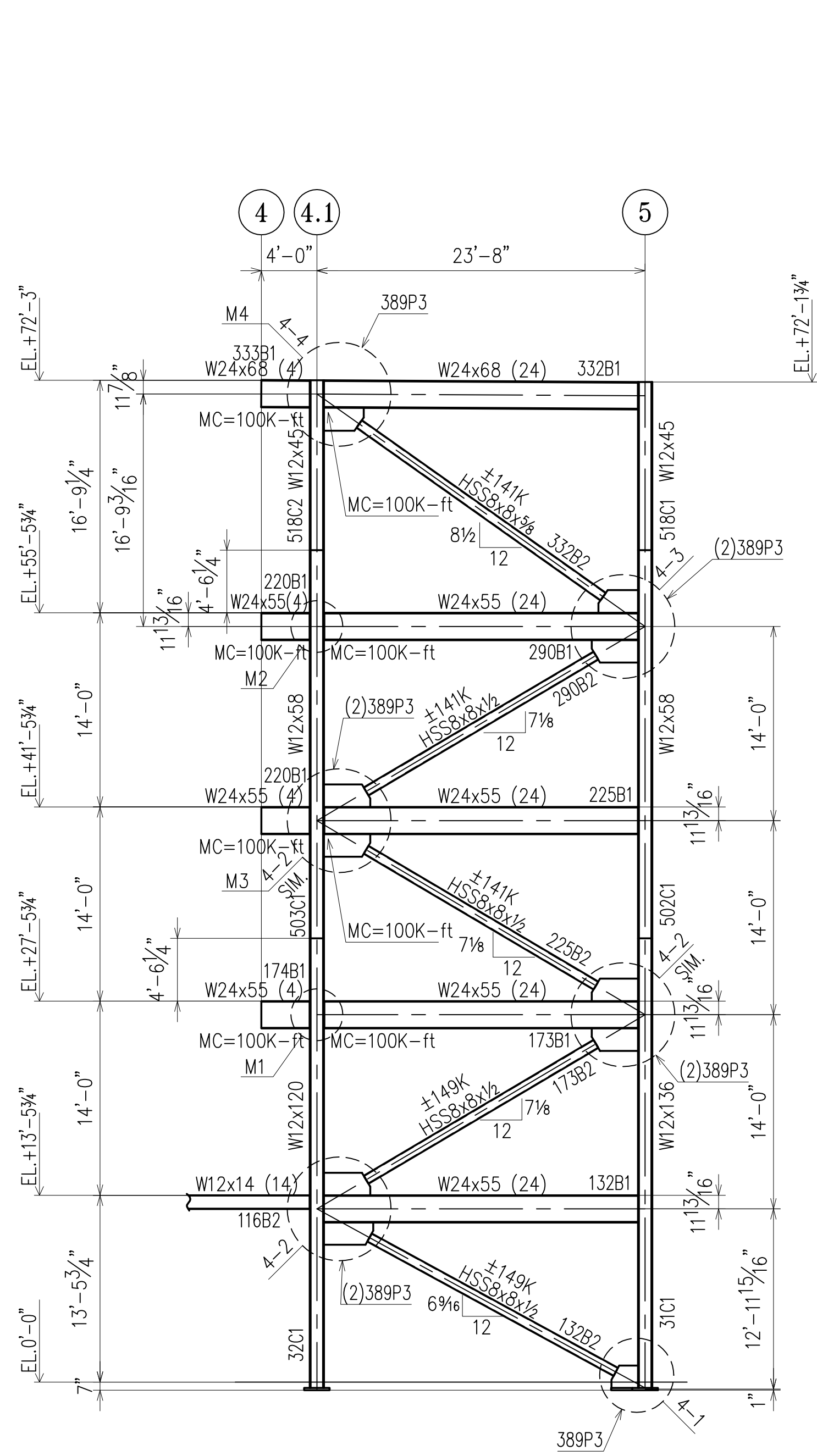
FOR INFORMATION NOT SHOWN SEE CONNECTION CALCS  
TYPICAL PLATE WASHER DETAIL AT BRACING CONNECTIONS

APPROVAL/REVIEW AUTHORITY:  
PLEASE REVIEW THIS DRAWING CAREFULLY. IT REPRESENTS OUR INTERPRETATION OF THE INTENT OF THE CONTRACT DOCUMENTS. HOWEVER, THE STEEL FABRICATOR AND THE STRUCTURAL STEEL DETAILER ASSUME NO RESPONSIBILITY FOR THE ACCURACY OF THE INFORMATION SHOWN ON THIS DRAWING. THIS IS THE RESPONSIBILITY OF THE BUYER.  
IT WILL BE ASSUMED THAT ALL INFORMATION SHOWN HEREIN HAS THE AFFIRMATION OF THE APPROVAL AUTHORITY UNLESS NOTED TO THE CONTRARY ON THIS DRAWING WHEN IT IS RETURNED FROM APPROVAL.  
SUBSEQUENT CHANGES TO INFORMATION SHOWN ON THESE DRAWINGS AFTER FIRST SUBMISSION WILL BE CONSIDERED AS CONTRACT CHANGES.  
ADOPTED BY THE NATIONAL INSTITUTE OF STEEL DETAILING 1977.

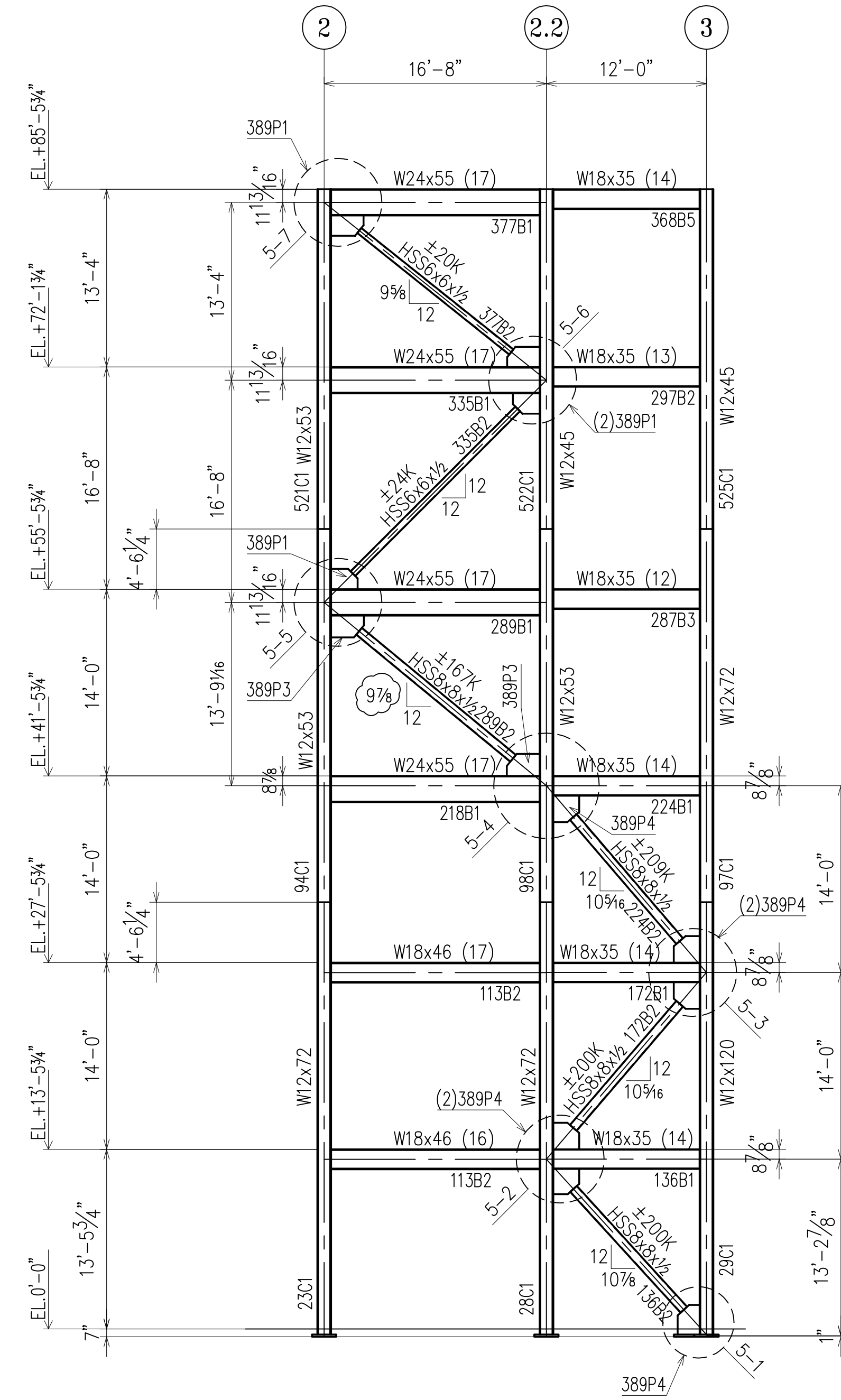
FOR CONSTRUCTION

DRAWINGS PREPARED BY:		
DIVISION FIVE DETAILING INC.		
1810 Gallagher Drive		
Vineland, New Jersey	08360	
Phone: (856) 794-9474		
Fax: (856) 696-2027		

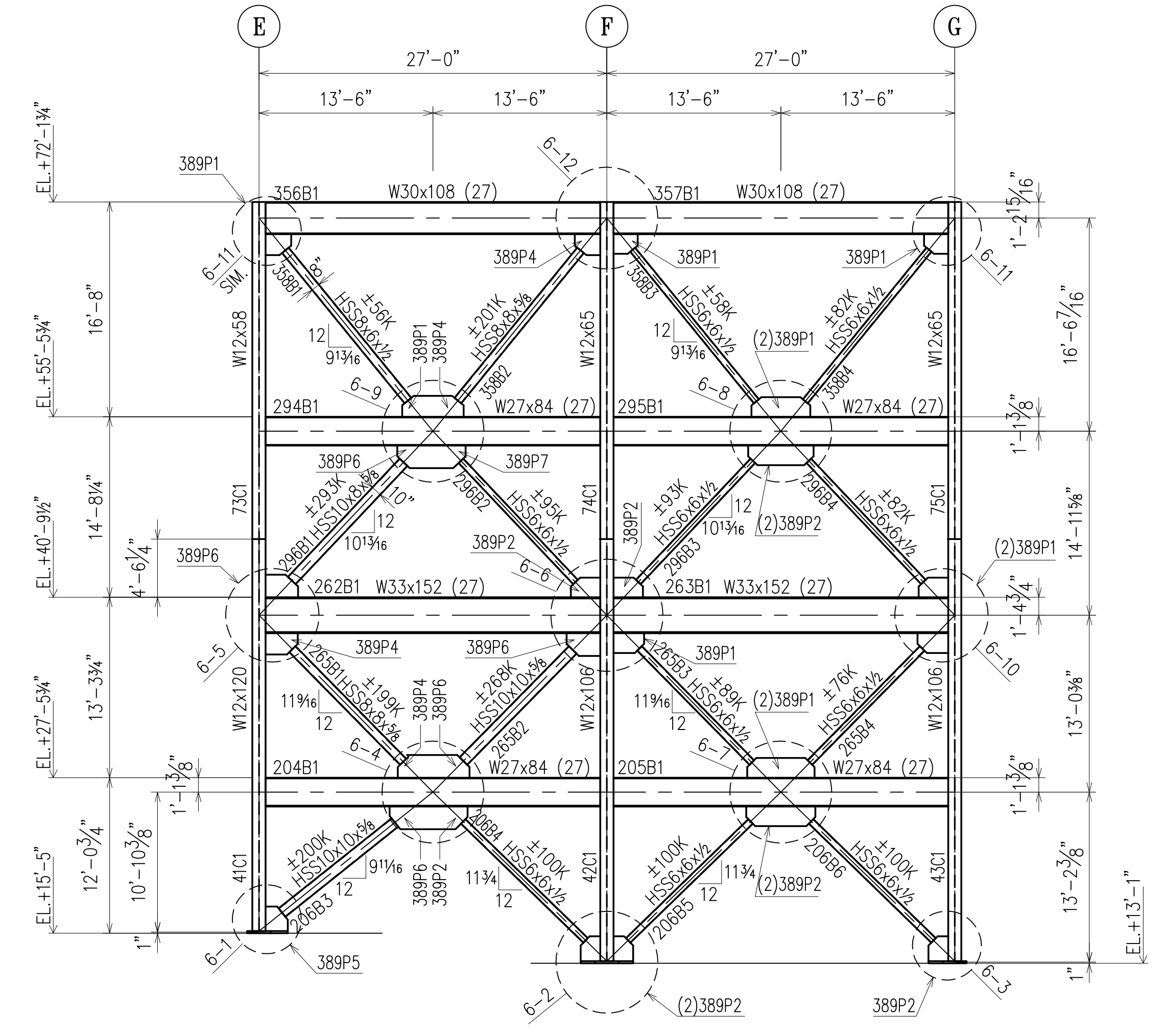
PAIN	6/23/11	PER CHECK/ FOR CONSTRUCTION			FOR FAB.
MATERIAL	3/8/11	FOR APPROVAL			4th APPVL
HOLES	11/29/10	FOR APPROVAL			3rd APPVL
ELECTRODES	8/13/10	FOR APPROVAL			2nd APPVL
TOTAL WEIGHT	NO DATE	DESCRIPTION	NO DATE	DESCRIPTION	1st APPVL
SC	BC	BCSC	REVISIONS		DATE
CUSTOMER: WEIR WELDING CO., INC.					
316 12th STREET CARLSTADT, NJ 07072 PHONE: (201) 939-2284 FAX: (201) 939-5525					
DRAFTER	D5	PROJECT:	PS / IS 177X		CONTRACT NO
DATE	8/6/10	LOCATION:	BRONX, NY		S-974
CHECKED	D5	DWG TITLE:	BRACED FRAME ELEVATIONS		DWG NO
DATE	2/15/11				E7



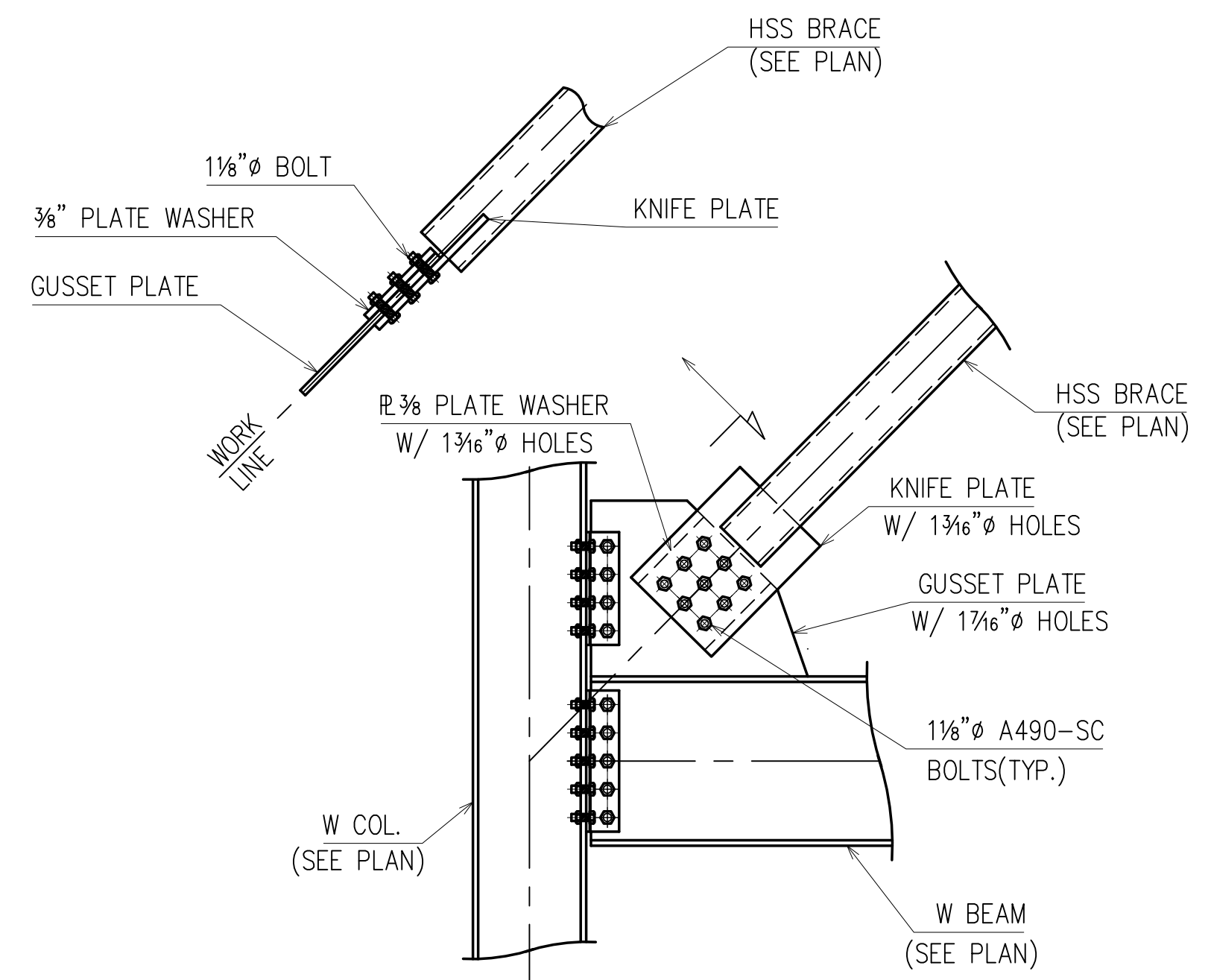
BRACE # 4  
GRID LINE L



BRACE # 5  
GRID LINE K.2



BRACE # 6  
GRID LINE 1



TYPICAL PLATE WASHER DETAIL  
AT BRACING CONNECTIONS

FOR INFORMATION  
NOT SHOWN SEE  
CONNECTION CALCS

APPROVAL/REVIEW AUTHORITY:  
PLEASE REVIEW THIS DRAWING CAREFULLY.  
IT REPRESENTS OUR INTERPRETATION OF THE INTENT OF  
THE CONTRACT DOCUMENTS. HOWEVER, THE STEEL  
FABRICATOR AND THE STRUCTURAL STEEL DETAILER  
ASSUME NO RESPONSIBILITY FOR THE ACCURACY OF THE  
INFORMATION SHOWN ON THIS DRAWING. THIS IS THE  
RESPONSIBILITY OF THE BUYER.

IT WILL BE ASSUMED THAT ALL INFORMATION SHOWN  
HEREIN HAS THE AFFIRMATION OF THE APPROVAL  
AUTHORITY UNLESS NOTED TO THE CONTRARY ON THIS  
DRAWING WHEN IT IS RETURNED FROM APPROVAL.

SUBSEQUENT CHANGES TO INFORMATION SHOWN ON  
THESE DRAWINGS AFTER FIRST SUBMISSION WILL BE  
CONSIDERED AS CONTRACT CHANGES.

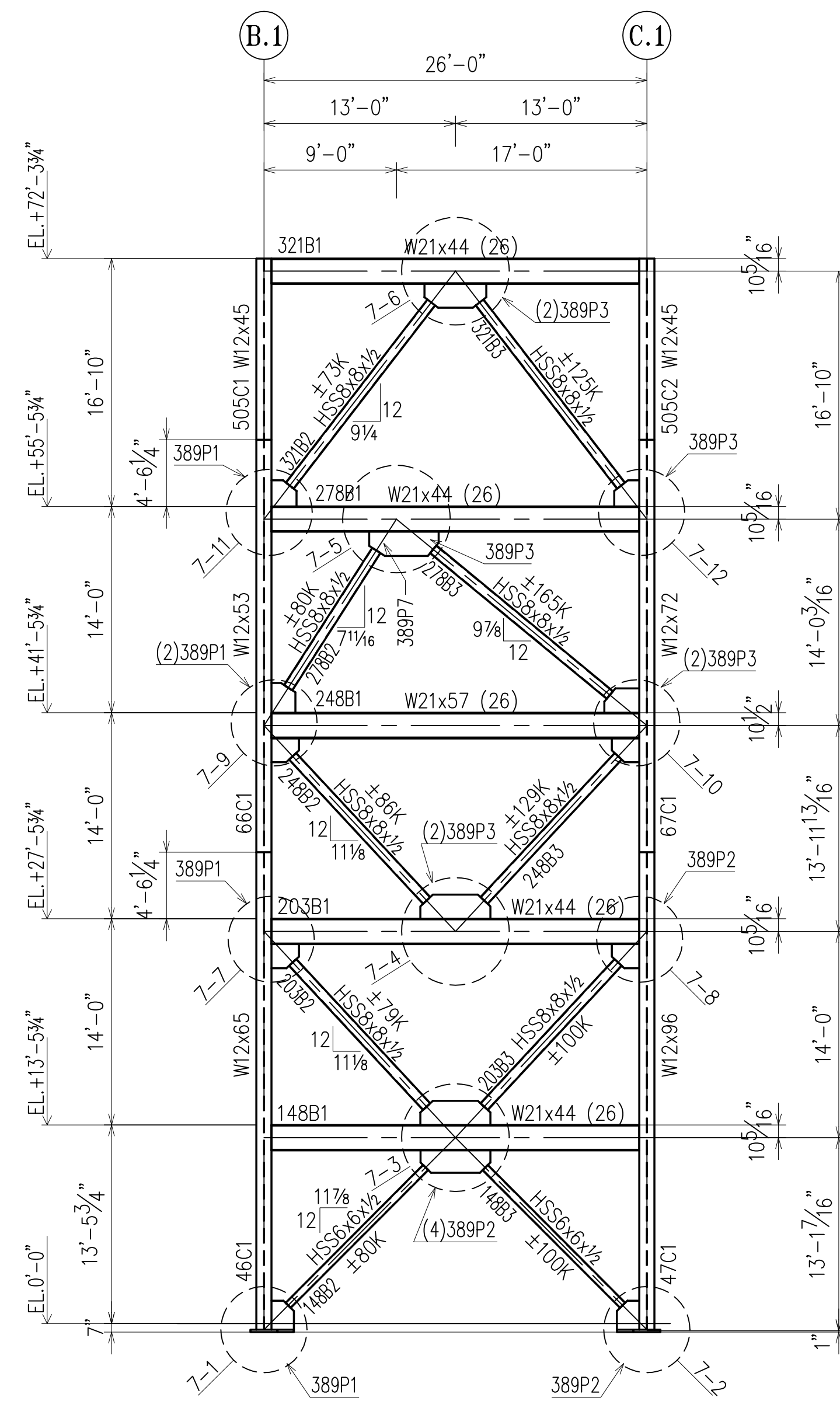
ADOPTED BY THE NATIONAL INSTITUTE OF STEEL DETAILING 1977.

**FOR CONSTRUCTION**

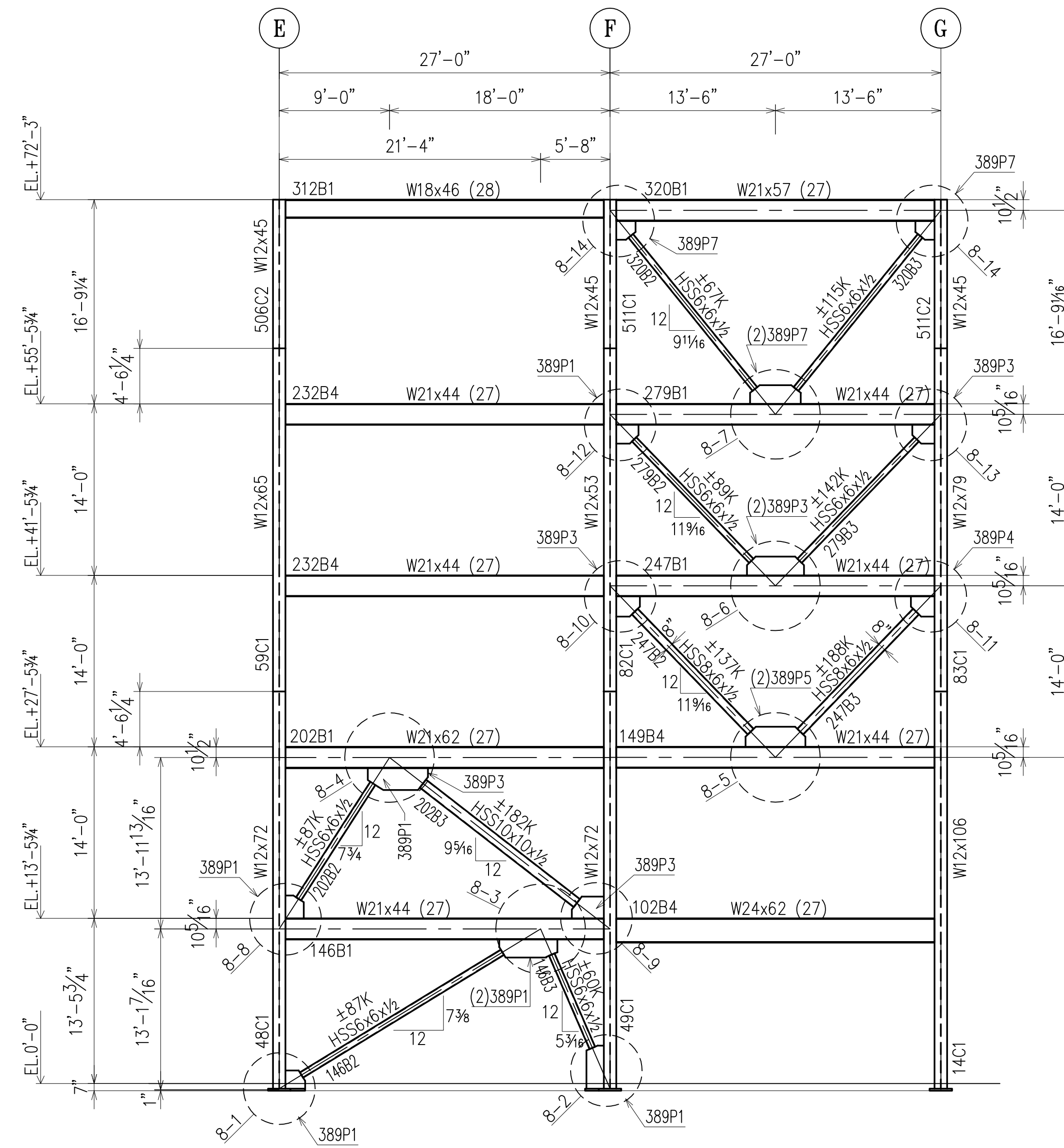
DRAWINGS PREPARED BY:		DIVISION FIVE DETAILING INC.	
1810 Gallagher Drive		Vineland, New Jersey 08360	
Phone: (856) 794-9474		Fax: (856) 696-2027	

PAIN	6/23/11	PER CHECK/ FOR CONSTRUCTION				FOR FAB.	
MATERIAL	3/8/11	FOR APPROVAL				4th APPVL	
HOLES	11/29/10	FOR APPROVAL				3rd APPVL	
ELECTRODES	8/13/10	FOR APPROVAL				2nd APPVL	
TOTAL WEIGHT	NO DATE	DESCRIPTION	NO DATE	DESCRIPTION		1st APPVL	
SC	BC	BCSC	REVISIONS			DATE	ISSUE
CUSTOMER: WEIR WELDING CO., INC.							
316 12th STREET CARLSTADT, NJ 07072 PHONE: (201) 939-2284 FAX: (201) 939-5525							
DRAFTER	D5	PROJECT:	PS / IS 177X			CONTRACT NO	
DATE	8/6/10	LOCATION:	BRONX, NY			S-974	
CHECKED	D5	DWG TITLE:	BRACED FRAME ELEVATIONS			DWG NO	
DATE	2/15/11					E8	

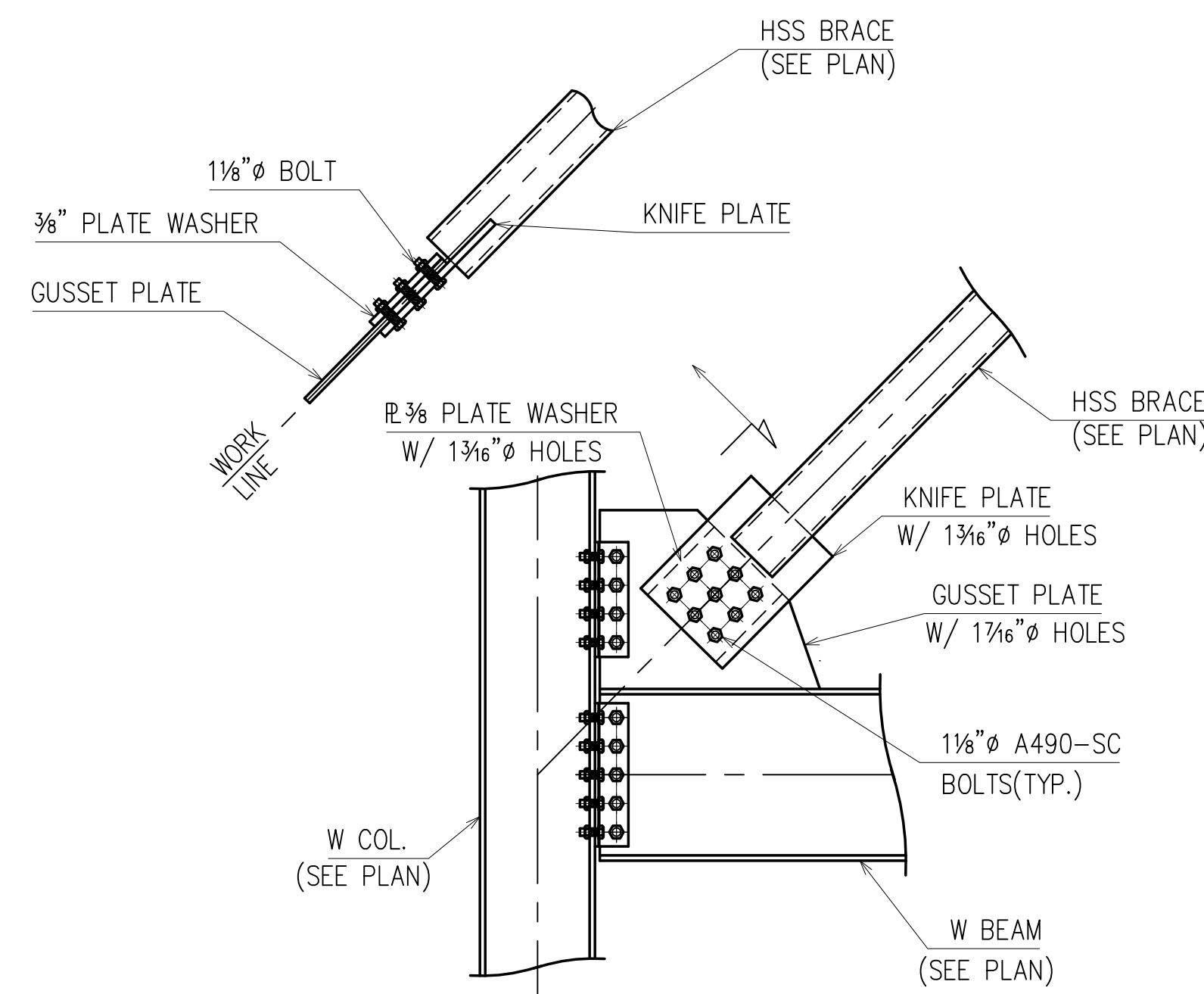




BRACE # 7  
GRID LINE 3



BRACE # 8  
GRID LINE 4



FOR INFORMATION NOT SHOWN SEE CONNECTION CALCS  
TYPICAL PLATE WASHER DETAIL AT BRACING CONNECTIONS

APPROVAL/REVIEW AUTHORITY: PLEASE REVIEW THIS DRAWING CAREFULLY. IT REPRESENTS OUR INTERPRETATION OF THE INTENT OF THE CONTRACT DOCUMENTS. HOWEVER, THE STEEL FABRICATOR AND THE STRUCTURAL STEEL DETAILER ASSUME NO RESPONSIBILITY FOR THE ACCURACY OF THE INFORMATION SHOWN ON THIS DRAWING. THIS IS THE RESPONSIBILITY OF THE BUYER.

IT WILL BE ASSUMED THAT ALL INFORMATION SHOWN HEREIN HAS THE AFFIRMATION OF THE APPROVAL AUTHORITY UNLESS NOTED TO THE CONTRARY ON THIS DRAWING WHEN IT IS RETURNED FROM APPROVAL.

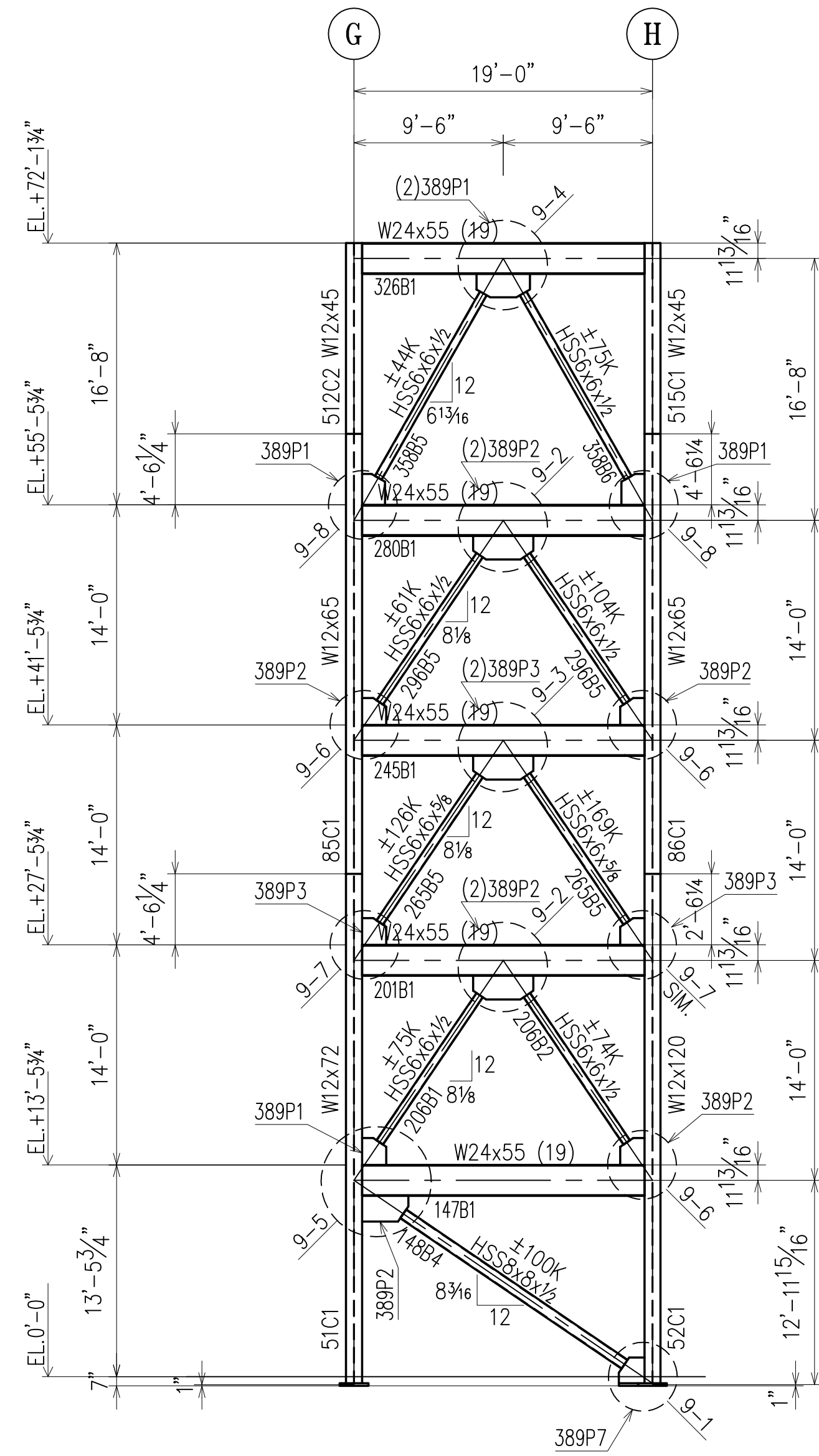
SUBSEQUENT CHANGES TO INFORMATION SHOWN ON THESE DRAWINGS AFTER FIRST SUBMISSION WILL BE CONSIDERED AS CONTRACT CHANGES.

ADOPTED BY THE NATIONAL INSTITUTE OF STEEL DETAILING 1977.

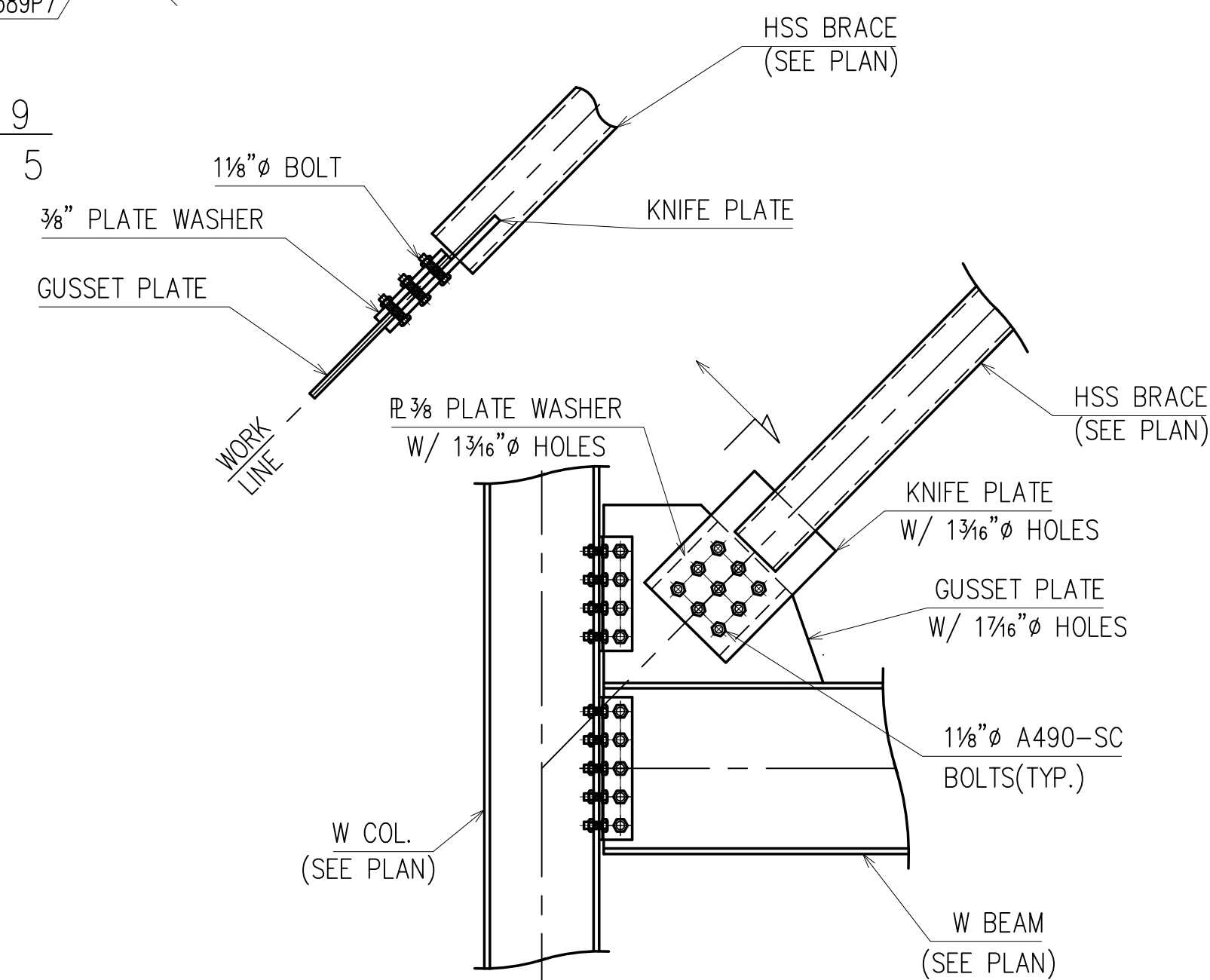
FOR CONSTRUCTION

DRAWINGS PREPARED BY:  
DIVISION FIVE DETAILING INC.  
1810 Gallagher Drive  
Vineland, New Jersey 08360  
Phone: (856) 794-9474  
Fax: (856) 696-2027

PAINT	-	6/23/11	PER CHECK/ FOR CONSTRUCTION				FOR FAB.	
MATERIAL	-	3/8/11	FOR APPROVAL				4th APPVL	
HOLES	-	11/29/10	FOR APPROVAL				3rd APPVL	
ELECTRODES	-	8/13/10	FOR APPROVAL				2nd APPVL	
TOTAL WEIGHT		NO DATE	DESCRIPTION	NO DATE	DESCRIPTION		1st APPVL	
SC	BC	BCSC	REVISIONS				DATE	ISSUE
CUSTOMER: WEIR WELDING CO., INC.								
316 12th STREET CARLSTADT, NJ 07072 PHONE: (201) 939-2284 FAX: (201) 939-5525								
DRAFTER	D5	PROJECT:	PS / IS 177X			CONTRACT NO		
DATE	8/6/10	LOCATION:	BRONX, NY			S-974		
CHECKED	D5	DWG TITLE:	BRACED FRAME ELEVATIONS			DWG NO		
DATE	2/15/11					E9		

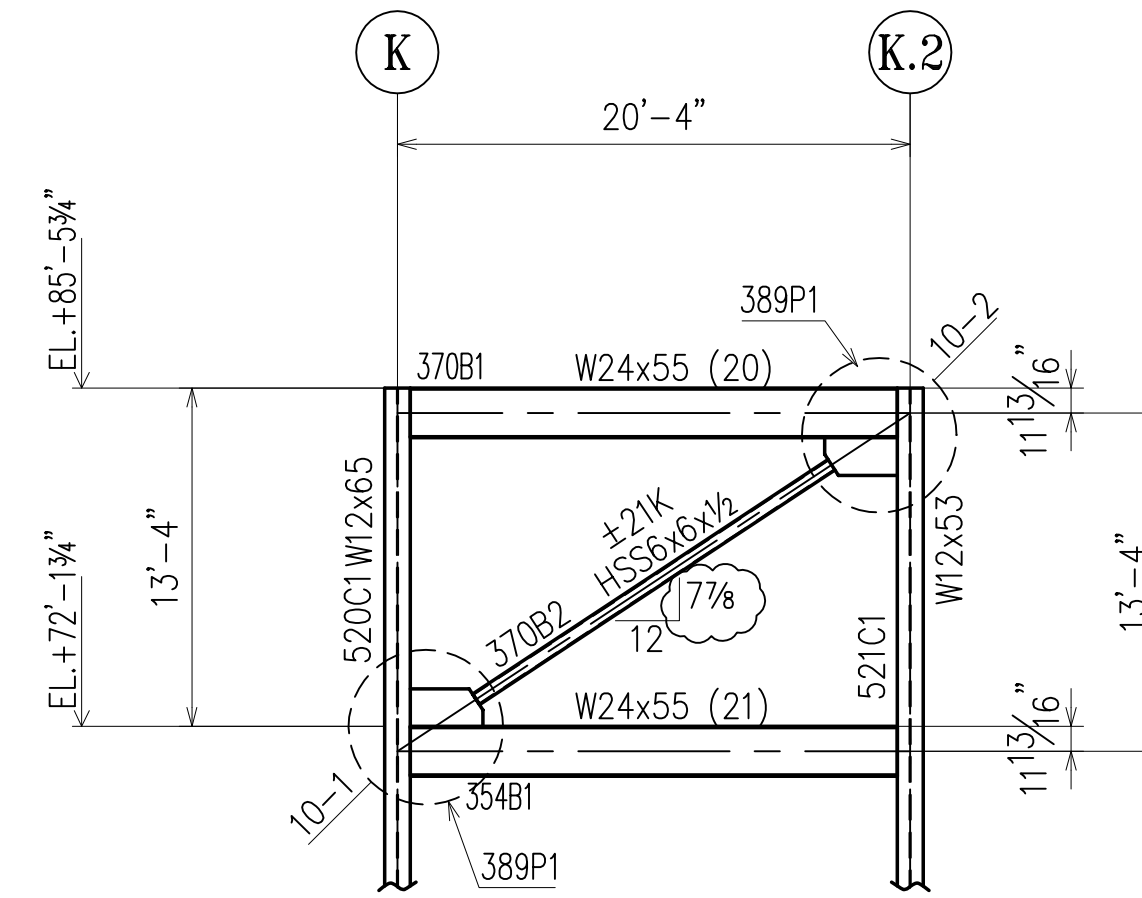


BRACE # 9  
GRID LINE 5

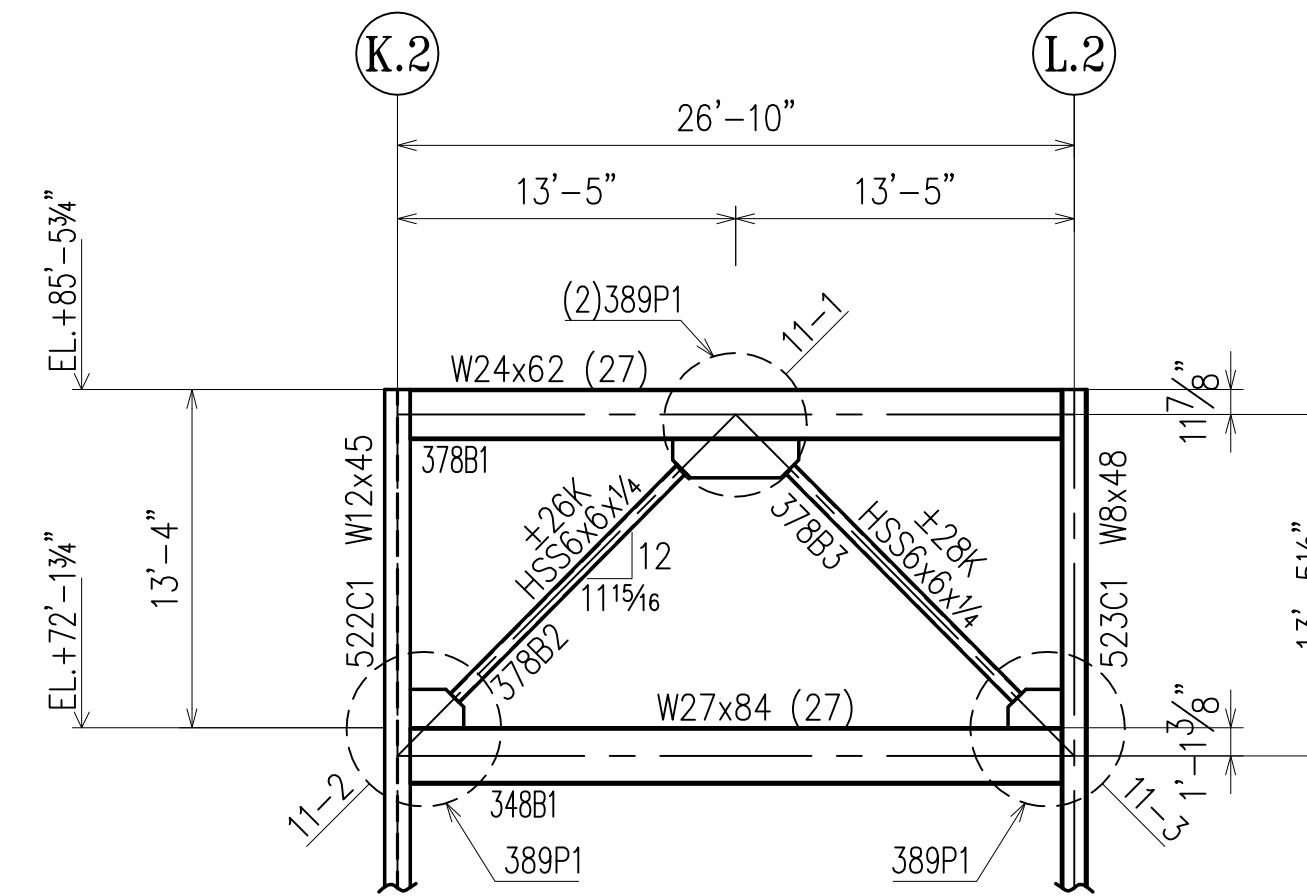


FOR INFORMATION  
NOT SHOWN SEE  
CONNECTION CALCS

TYPICAL PLATE WASHER DETAIL  
AT BRACING CONNECTIONS



BRACE # 10  
GRID LINE 2



BRACE # 11  
GRID LINE 2.2

APPROVAL/REVIEW AUTHORITY:  
PLEASE REVIEW THIS DRAWING CAREFULLY.  
IT REPRESENTS OUR INTERPRETATION OF THE INTENT OF  
THE CONTRACT DOCUMENTS. HOWEVER, THE STEEL  
FABRICATOR AND THE STRUCTURAL STEEL DETAILER  
ASSUME NO RESPONSIBILITY FOR THE ACCURACY OF THE  
INFORMATION SHOWN ON THIS DRAWING. THIS IS THE  
RESPONSIBILITY OF THE BUYER.

IT WILL BE ASSUMED THAT ALL INFORMATION SHOWN  
HEREIN HAS THE AFFIRMATION OF THE APPROVAL  
AUTHORITY UNLESS NOTED TO THE CONTRARY ON THIS  
DRAWING WHEN IT IS RETURNED FROM APPROVAL.

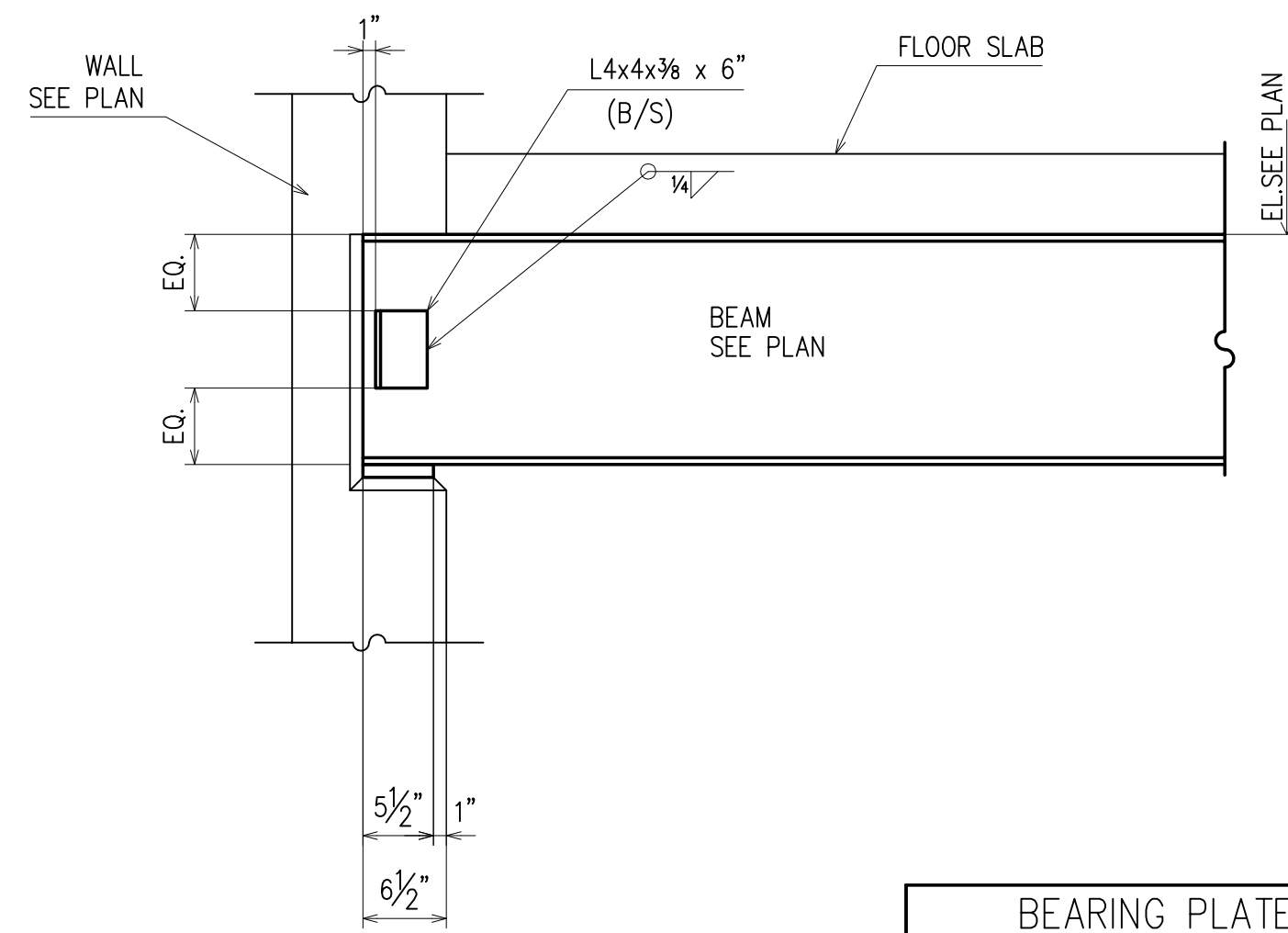
SUBSEQUENT CHANGES TO INFORMATION SHOWN ON  
THESE DRAWINGS AFTER FIRST SUBMISSION WILL BE  
CONSIDERED AS CONTRACT CHANGES.

ADOPTED BY THE NATIONAL INSTITUTE OF STEEL DETAILING 1977.

FOR CONSTRUCTION

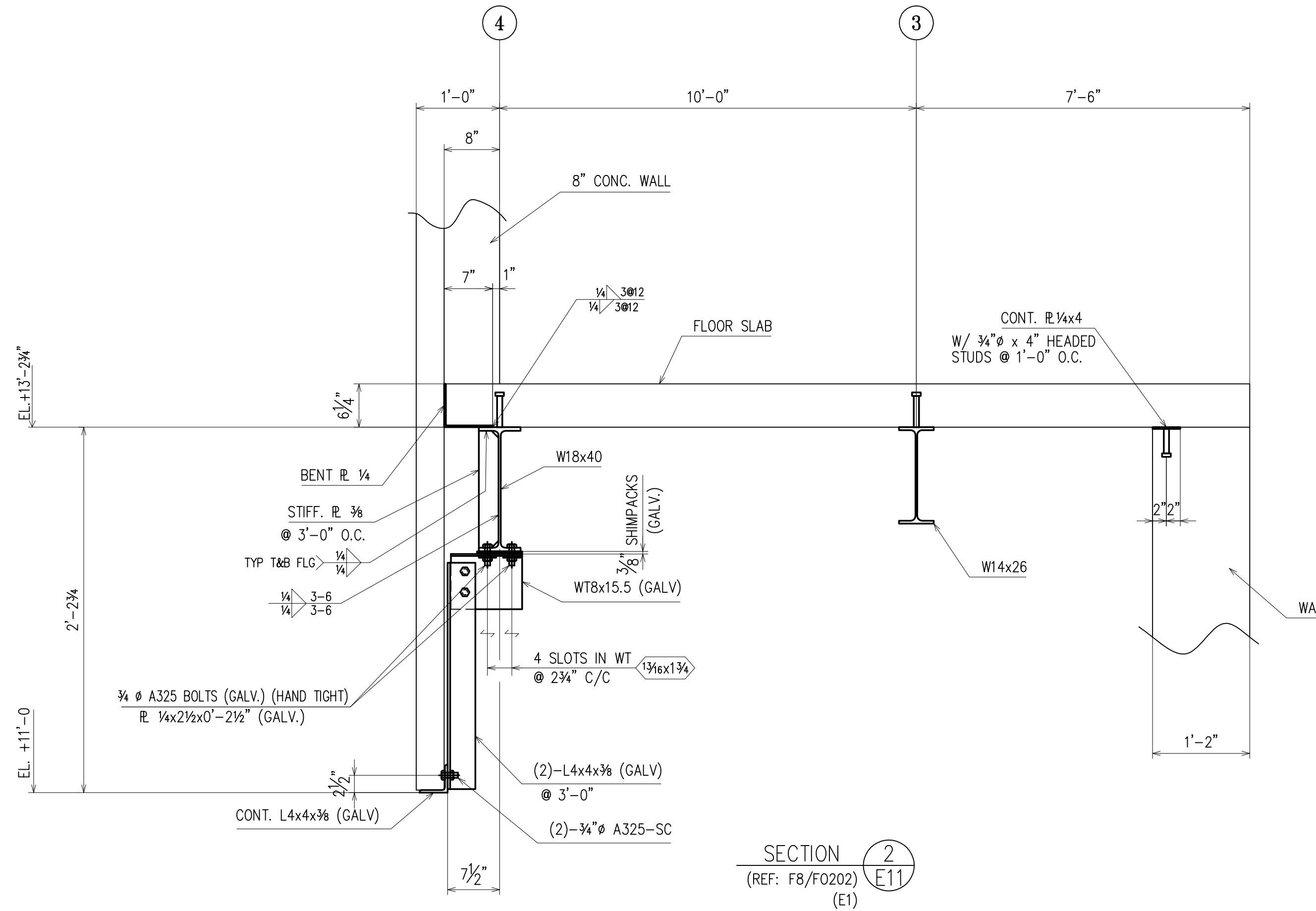
DRAWINGS PREPARED BY:  
DIVISION FIVE DETAILING INC.  
1810 Gallagher Drive  
Vineland, New Jersey 08360  
Phone: (856) 794-9474  
Fax: (856) 696-2027

PAIN	-	6/23/11	PER CHECK/ FOR CONSTRUCTION						FOR FAB.
MATERIAL	-	3/8/11	FOR APPROVAL						4th APPVL
HOLES	-	11/29/10	FOR APPROVAL						3rd APPVL
ELECTRODES	-	8/13/10	FOR APPROVAL						2nd APPVL
TOTAL WEIGHT		NO DATE	DESCRIPTION	NO DATE	DESCRIPTION				1st APPVL
SC	BC	BSC	REVISIONS						ISSUE
CUSTOMER: WEIR WELDING CO., INC.									
316 12th STREET CARLSTADT, NJ 07072 PHONE: (201) 939-2284 FAX: (201) 939-5525									
DRAFTER	D5	PROJECT:	PS / IS 177X			CONTRACT NO	S-974		
DATE	8/6/10	LOCATION:	BRONX, NY			DWG NO	E10		
CHECKED	D5	DWG TITLE:	BRACED FRAME ELEVATIONS						
DATE	2/15/11								

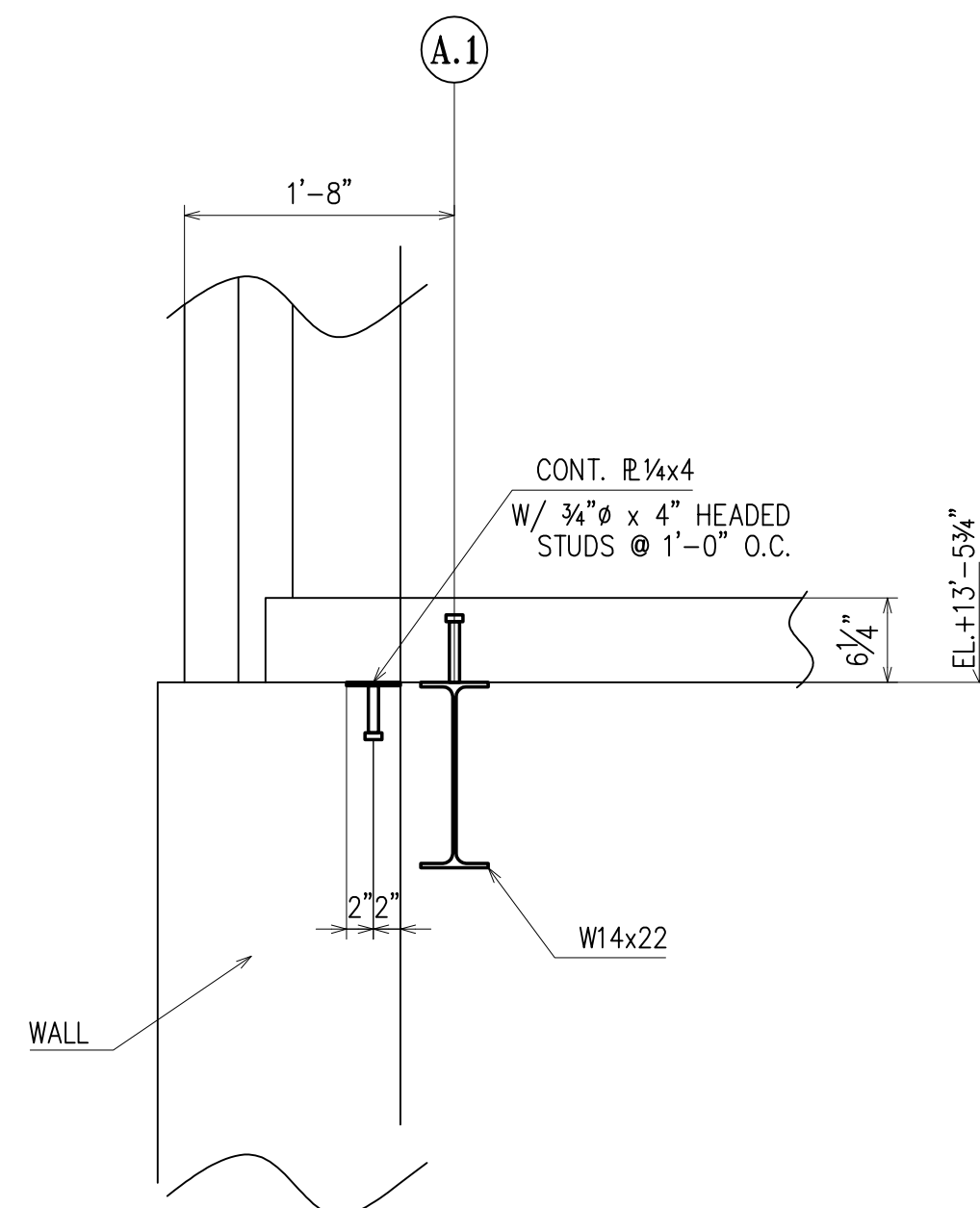


SECTION 1  
(REF: F7/F0202)  
(E1)

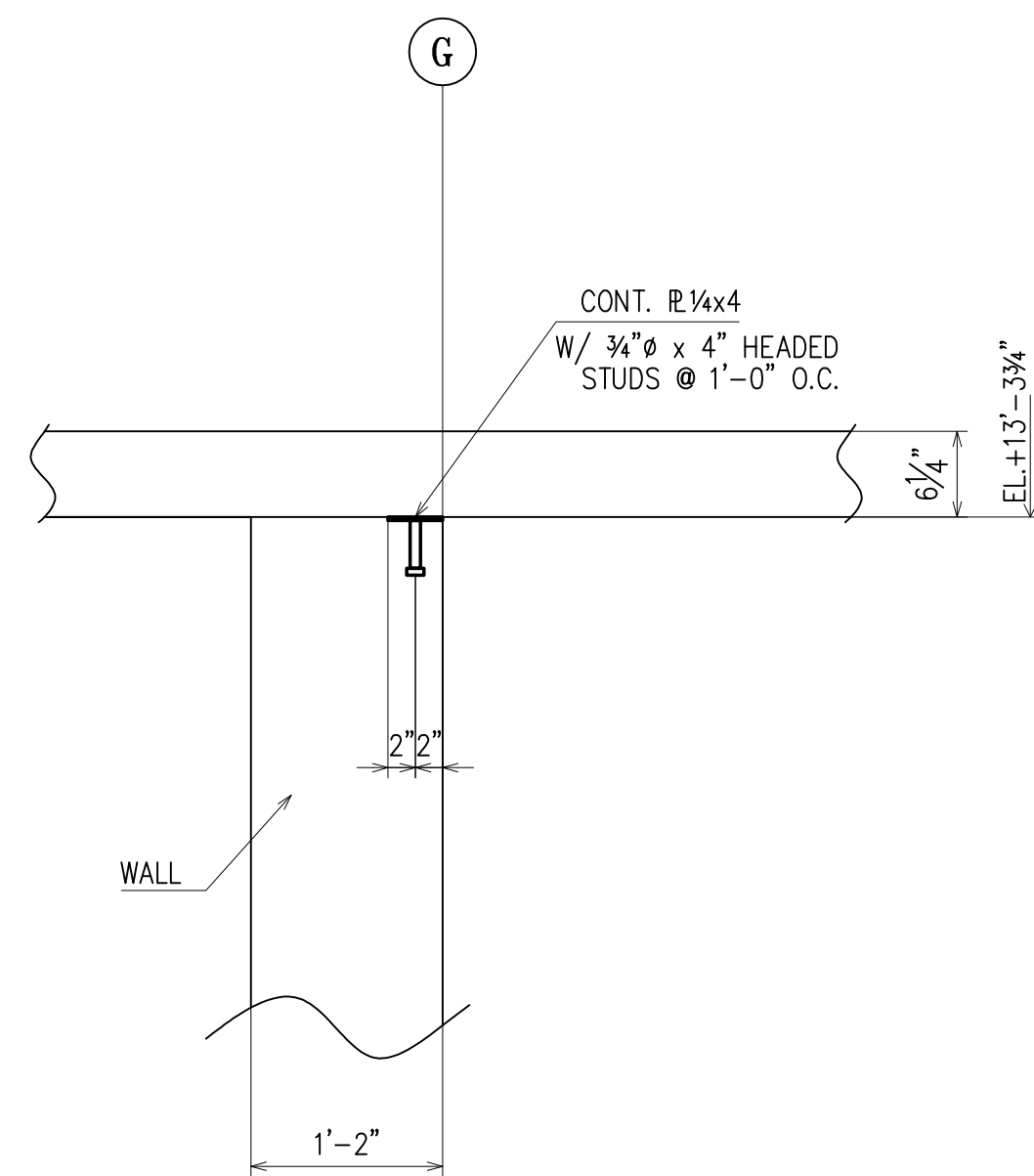
BEAM SIZE	BEARING PL.	MARK
W6, W8, W10	PL 5/8 x 5 1/2 x 7	BP1
W12	PL 7/8 x 5 1/2 x 8	-
W14, W16	PL 7/8 x 5 1/2 x 9	BP2
W18	PL 1 x 5 1/2 x 10	BP3
W21	PL 1 1/4 x 5 1/2 x 10 1/2	BP4
W24	PL 1 1/2 x 5 1/2 x 11	BP5



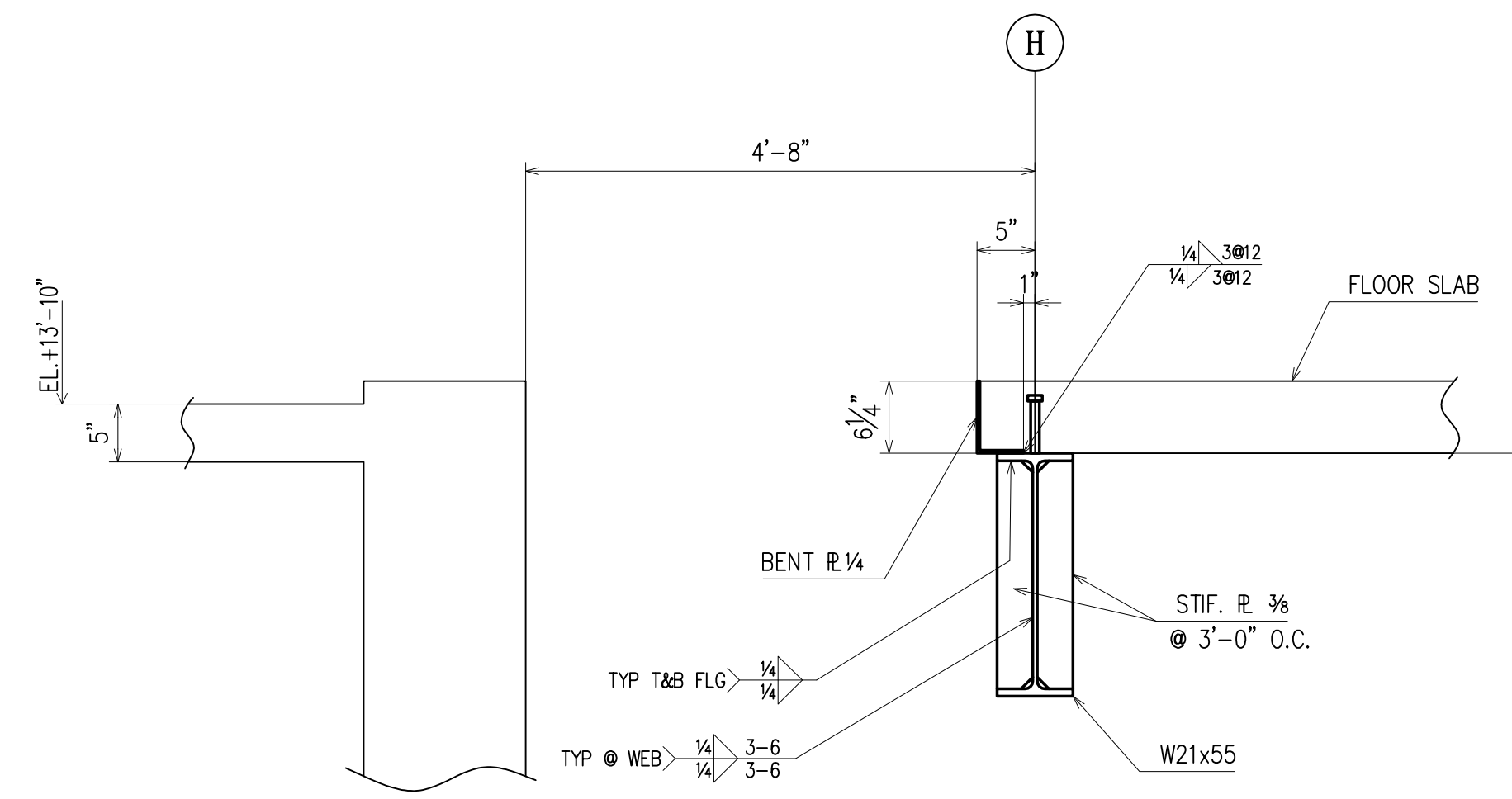
SECTION 2  
(REF: F8/F0202)  
(E1)



SECTION 3  
(REF: F9a/F0202)  
(E1)



SECTION 4  
(REF: F13/F0203)  
(E1)



SECTION 5  
(REF: F13a/F0203, 12/S202)  
(E1)

APPROVAL/REVIEW AUTHORITY:  
PLEASE REVIEW THIS DRAWING CAREFULLY.  
IT REPRESENTS OUR INTERPRETATION OF THE INTENT OF THE CONTRACT DOCUMENTS. HOWEVER, THE STEEL FABRICATOR AND THE STRUCTURAL STEEL DETAILER ASSUME NO RESPONSIBILITY FOR THE ACCURACY OF THE INFORMATION SHOWN ON THIS DRAWING. THIS IS THE RESPONSIBILITY OF THE BUYER.  
IT WILL BE ASSUMED THAT ALL INFORMATION SHOWN HEREIN HAS THE AFFIRMATION OF THE APPROVAL AUTHORITY UNLESS NOTED TO THE CONTRARY ON THIS DRAWING WHEN IT IS RETURNED FROM APPROVAL.  
SUBSEQUENT CHANGES TO INFORMATION SHOWN ON THESE DRAWINGS AFTER FIRST SUBMISSION WILL BE CONSIDERED AS CONTRACT CHANGES.  
ADOPTED BY THE NATIONAL INSTITUTE OF STEEL DETAILING 1977.

**FOR CONSTRUCTION**

DRAWINGS PREPARED BY:  
DIVISION FIVE DETAILING INC.  
1810 Gallagher Drive  
Vineland, New Jersey 08360  
Phone: (856) 794-9474  
Fax: (856) 696-2027

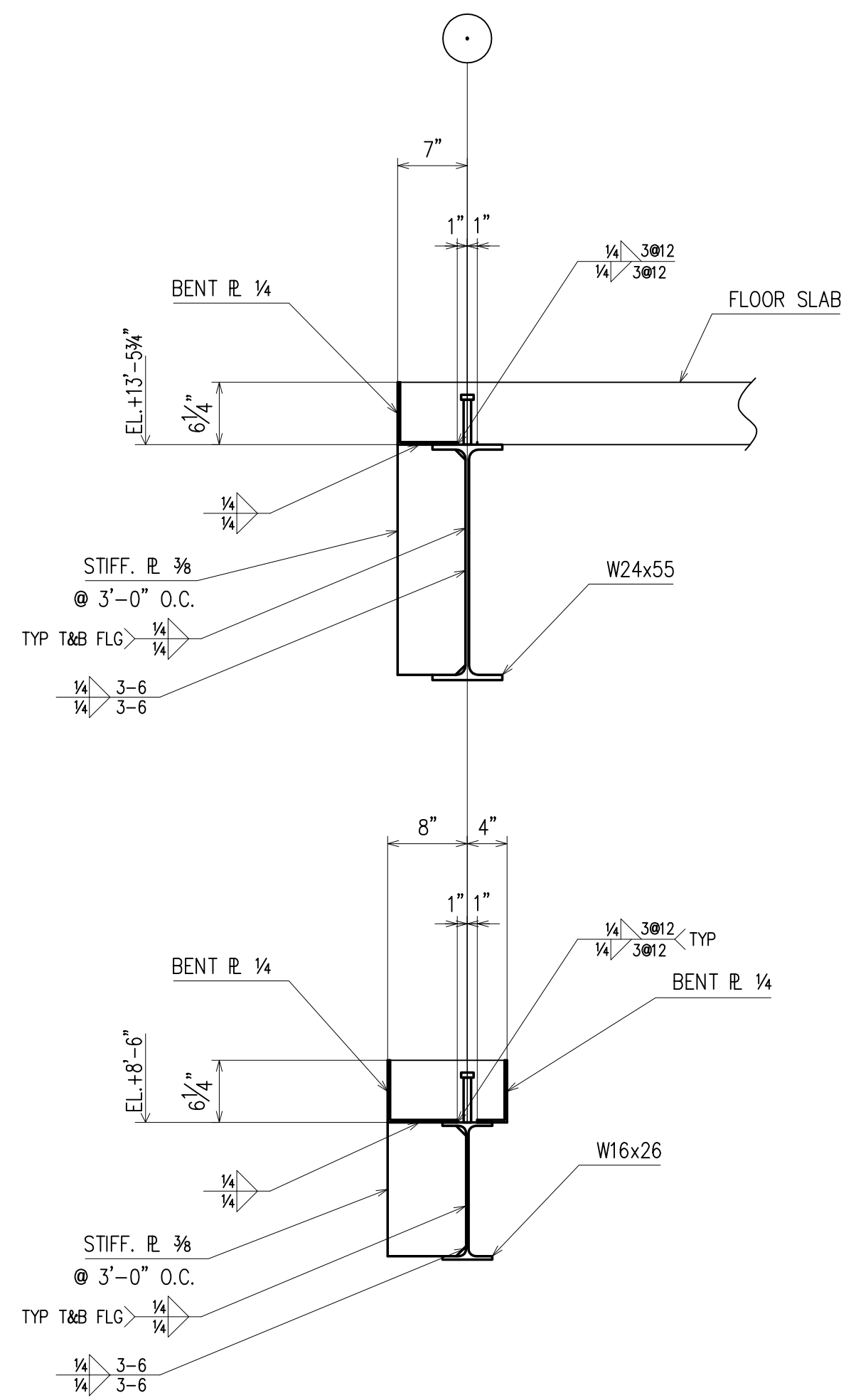
NO	DATE	DESCRIPTION	NO	DATE	DESCRIPTION	1st APPVL	ISSUE
1	8/12/11	REMOVE STUDS AT SECTION 1/E11					FOR FAB.
2	6/23/11	PER CHECK/ FOR CONSTRUCTION					4th APPVL
3	3/8/11	FOR APPROVAL					3rd APPVL
4	8/13/10	FOR APPROVAL					2nd APPVL

CUSTOMER: WEIR WELDING CO., INC.  
316 12th STREET CARLSTADT, NJ 07072  
PHONE: (201) 939-2284 FAX: (201) 939-5525

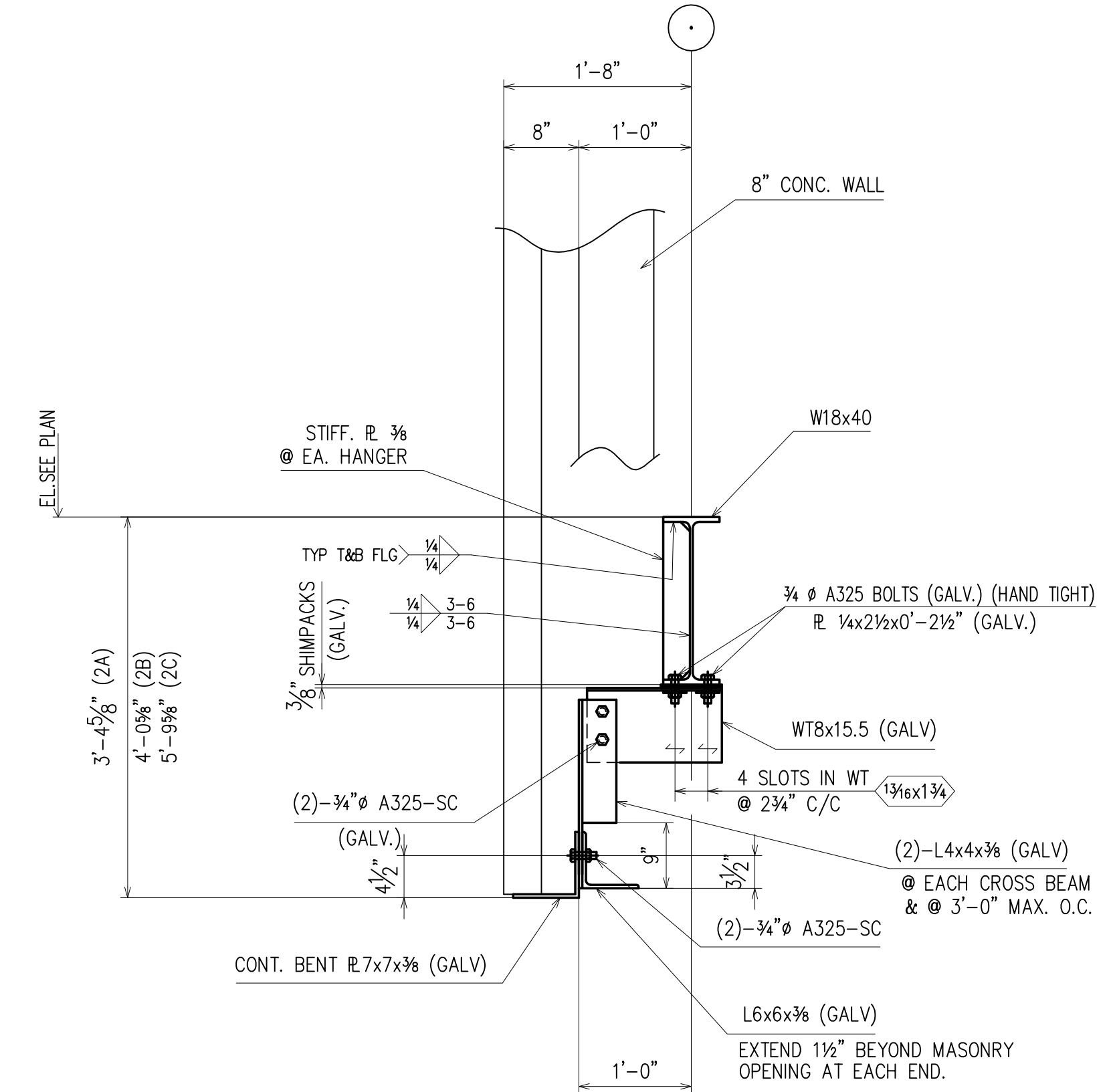
DRAFTER	D5	PROJECT:	PS / IS 177X	CONTRACT NO	S-974
DATE	8/6/10	LOCATION:	BRONX, NY	DWG NO	E11
CHECKED	D5	DWG TITLE:	SECTIONS		
DATE	3/8/11				



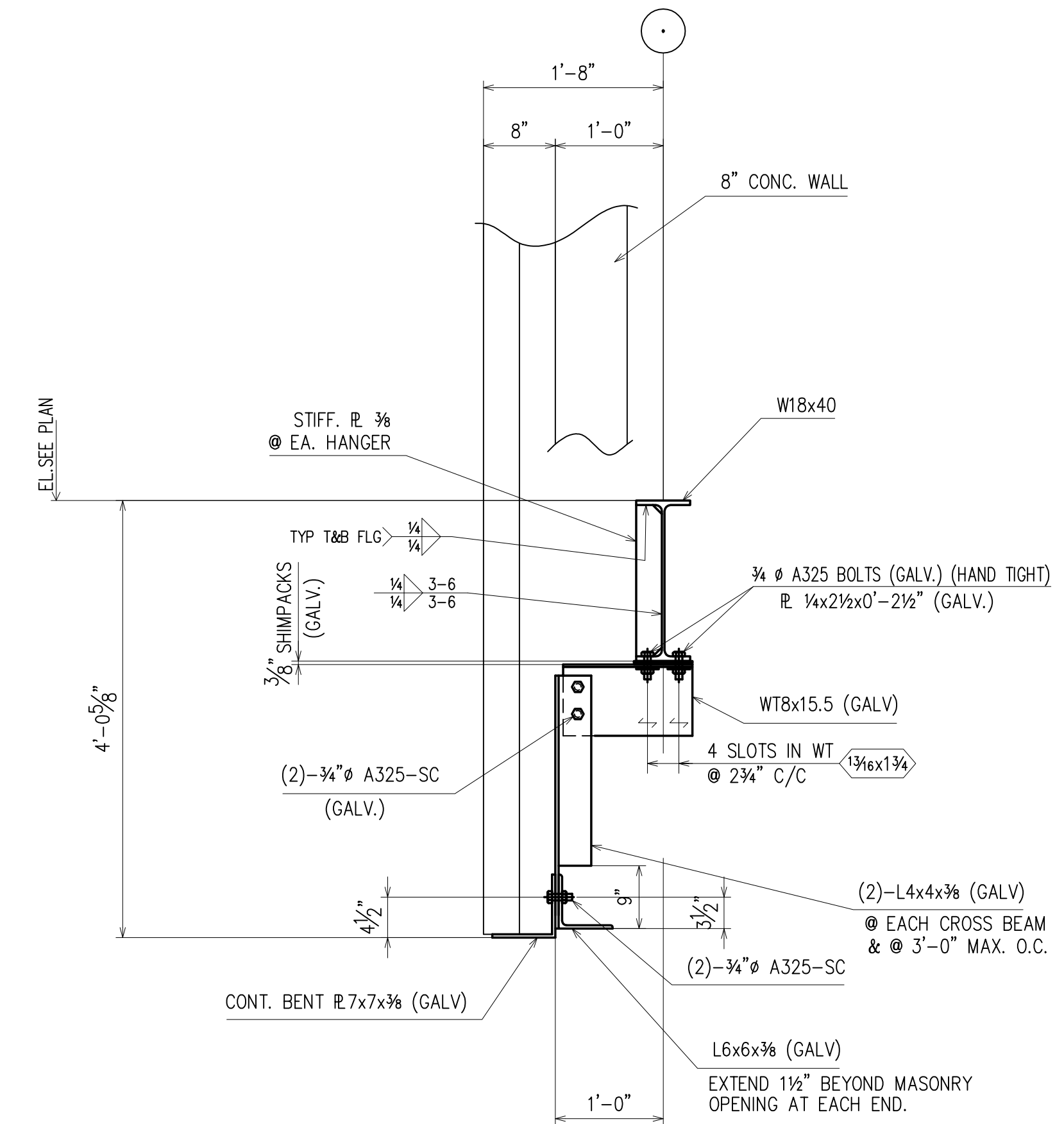




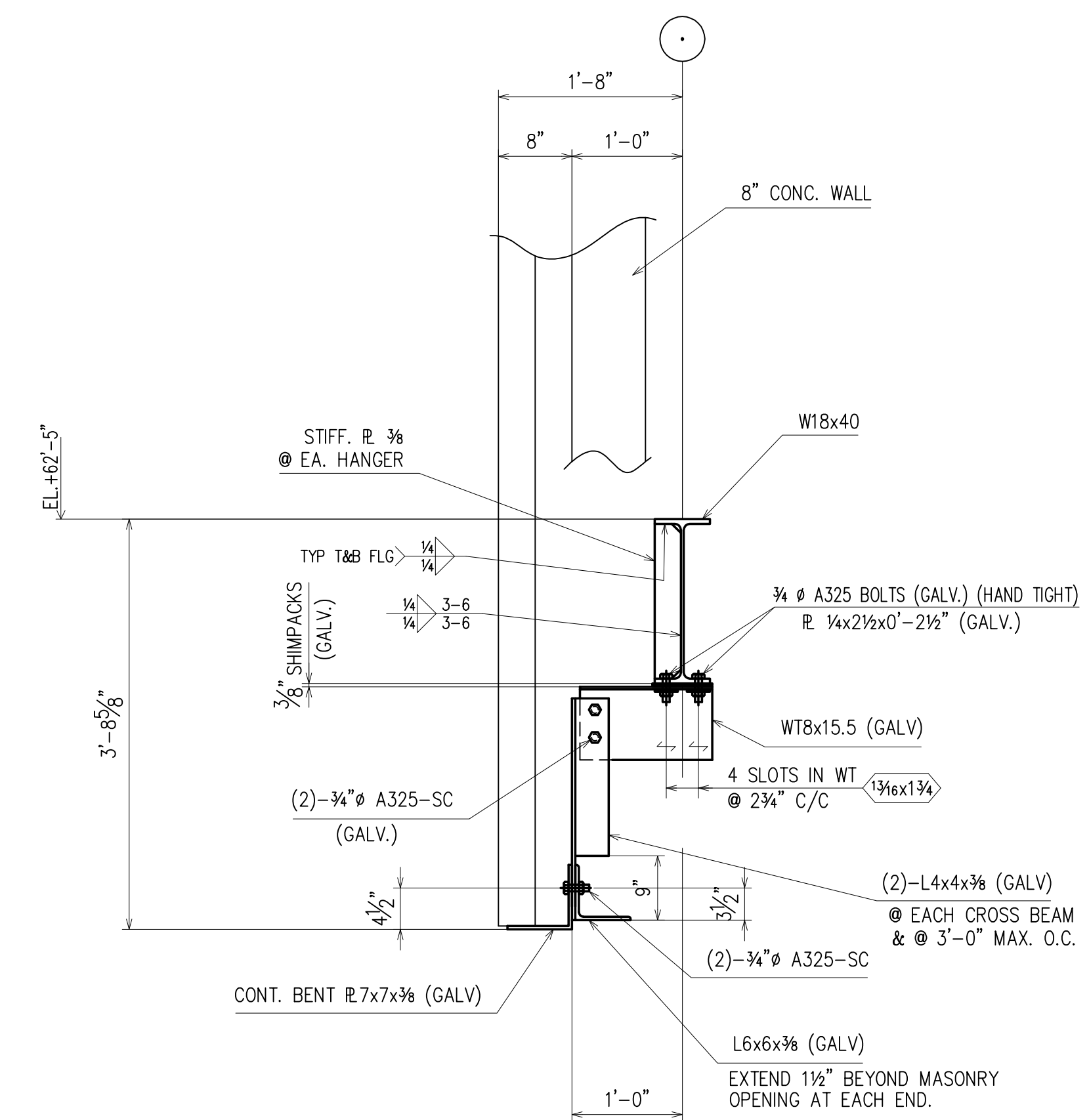
SECTION 1  
(REF: 18/S202)  
(E1)



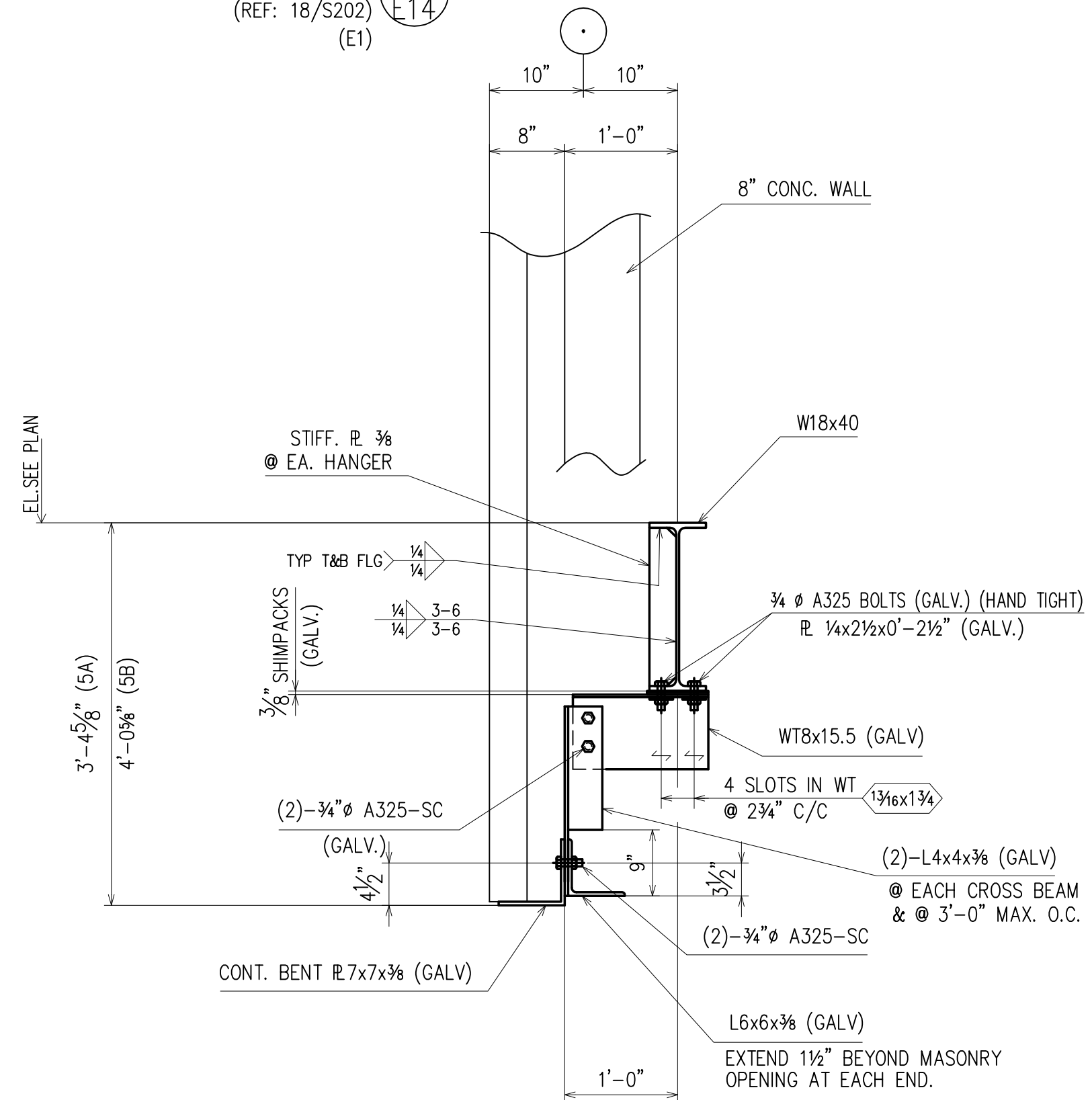
SECTION 2A 2B 2C  
(REF: 2a/S201)  
(E2, E3, E4, E5)



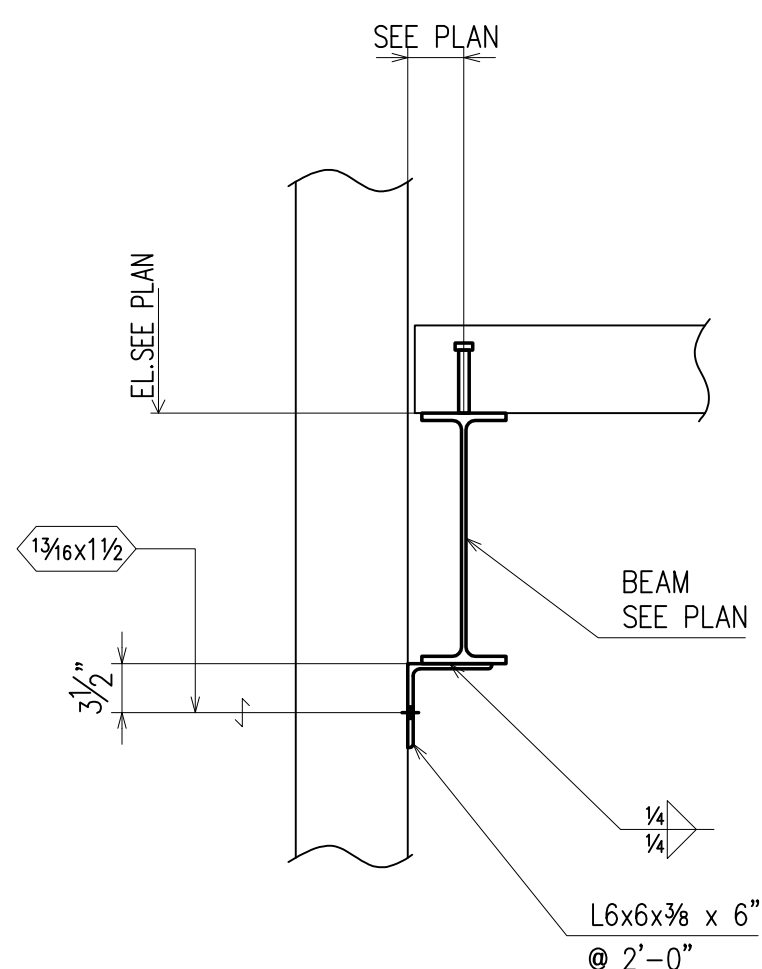
SECTION 3  
(REF: 2/S201)  
(E3, E4)



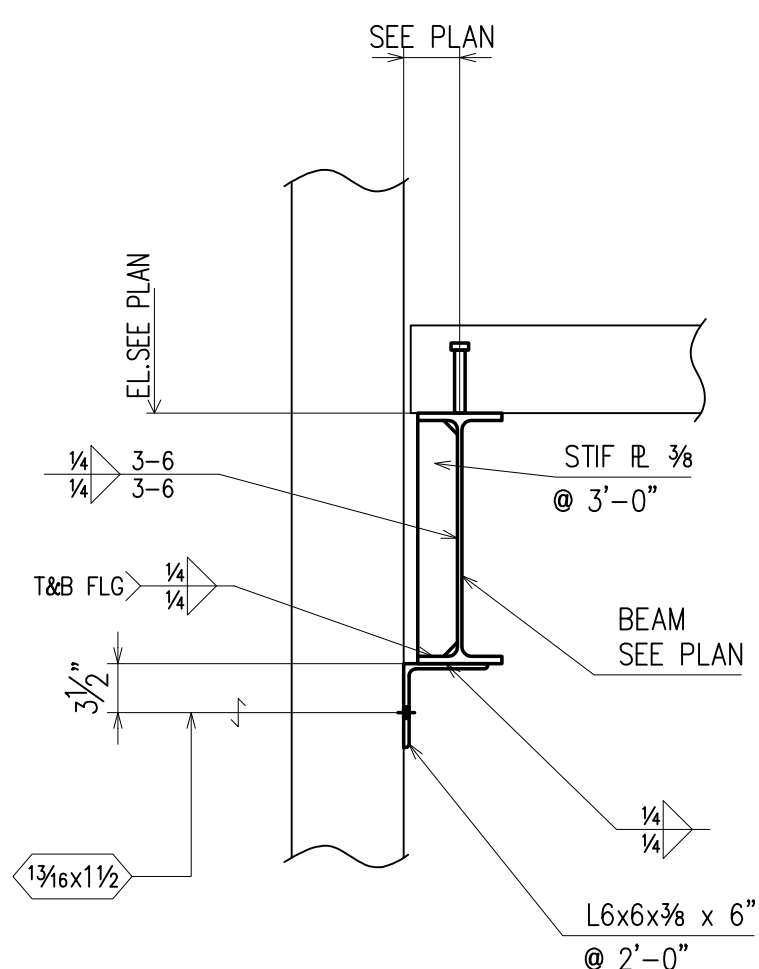
SECTION 4  
(REF: 2/S201)  
(E5)



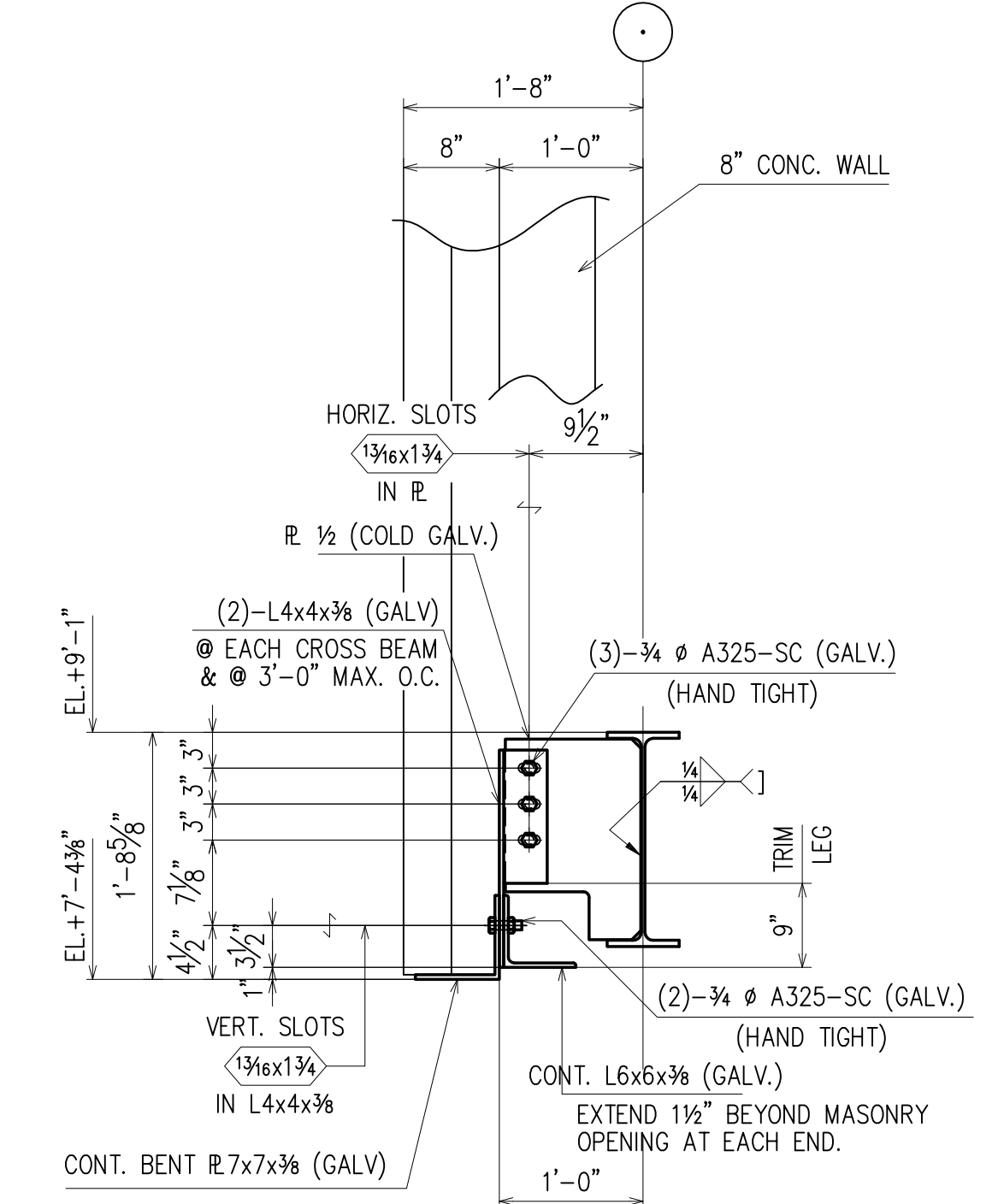
SECTION 5A 5B  
(REF: 24/S203)  
(E2, E3, E5)



SECTION 6  
(REF: 20, 20a/S202)  
(E2, E4)



SECTION 7  
(REF: 20a/S202)  
(E2)



SECTION 8  
(REF: 2a/S201)  
(E1)

APPROVAL/REVIEW AUTHORITY:  
PLEASE REVIEW THIS DRAWING CAREFULLY.  
IT REPRESENTS OUR INTERPRETATION OF THE INTENT OF THE CONTRACT DOCUMENTS. HOWEVER, THE STEEL FABRICATOR AND THE STRUCTURAL STEEL DETAILER ASSUME NO RESPONSIBILITY FOR THE ACCURACY OF THE INFORMATION SHOWN ON THIS DRAWING. THIS IS THE RESPONSIBILITY OF THE BUYER.  
IT WILL BE ASSUMED THAT ALL INFORMATION SHOWN HEREIN HAS THE AFFIRMATION OF THE APPROVAL AUTHORITY UNLESS NOTED TO THE CONTRARY ON THIS DRAWING WHEN IT IS RETURNED FOR APPROVAL.  
SUBSEQUENT CHANGES TO INFORMATION SHOWN ON THESE DRAWINGS AFTER FIRST SUBMISSION WILL BE CONSIDERED AS CONTRACT CHANGES.  
ADOPTED BY THE NATIONAL INSTITUTE OF STEEL DETAILING 1977.

FOR CONSTRUCTION

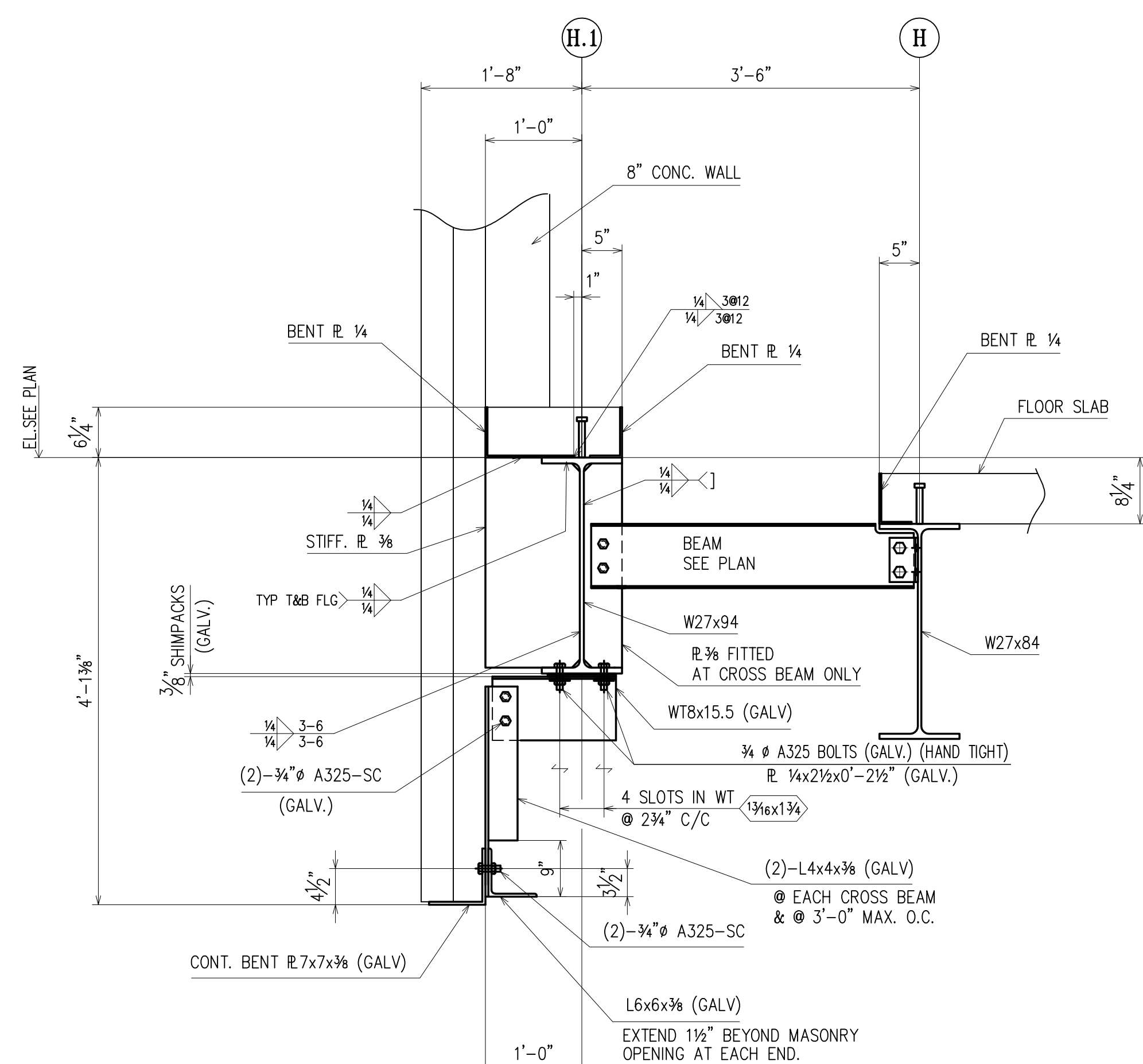
DRAWINGS PREPARED BY:  
DIVISION FIVE DETAILING INC.  
1810 Gallagher Drive  
Vineland, New Jersey 08360  
Phone: (856) 794-9474  
Fax: (856) 696-2027

PAIN					FOR FAB.
MATERIAL	6/23/11	PER CHECK/			4th APPVL
HOLES	3/8/11	FOR APPROVAL			3rd APPVL
ELECTRODES	8/13/10	FOR APPROVAL			2nd APPVL
TOTAL WEIGHT	NO DATE	DESCRIPTION	NO DATE	DESCRIPTION	1st APPVL
SC	BC	BCSC	REVISIONS	DATE	ISSUE

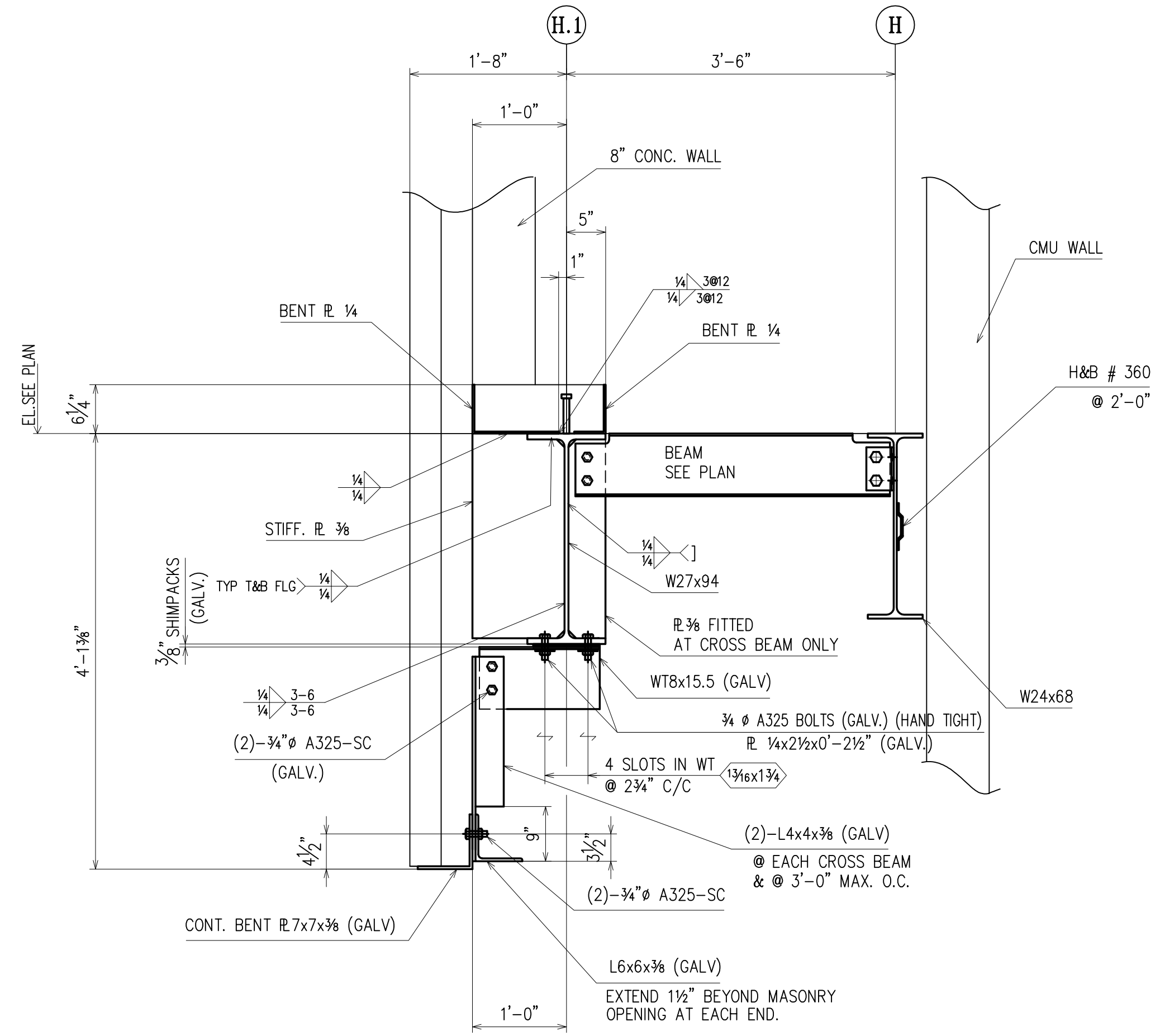
CUSTOMER: WEIR WELDING CO., INC.  
316 12th STREET CARLSTADT, NJ 07072  
PHONE: (201) 939-2284 FAX: (201) 939-5525

DRAFTER	D5	PROJECT:	PS / IS 177X	CONTRACT NO	S-974
DATE	8/6/10	LOCATION:	BRONX, NY	DWG NO	E14
CHECKED	D5	DWG TITLE:	SECTIONS		
DATE	3/8/11				

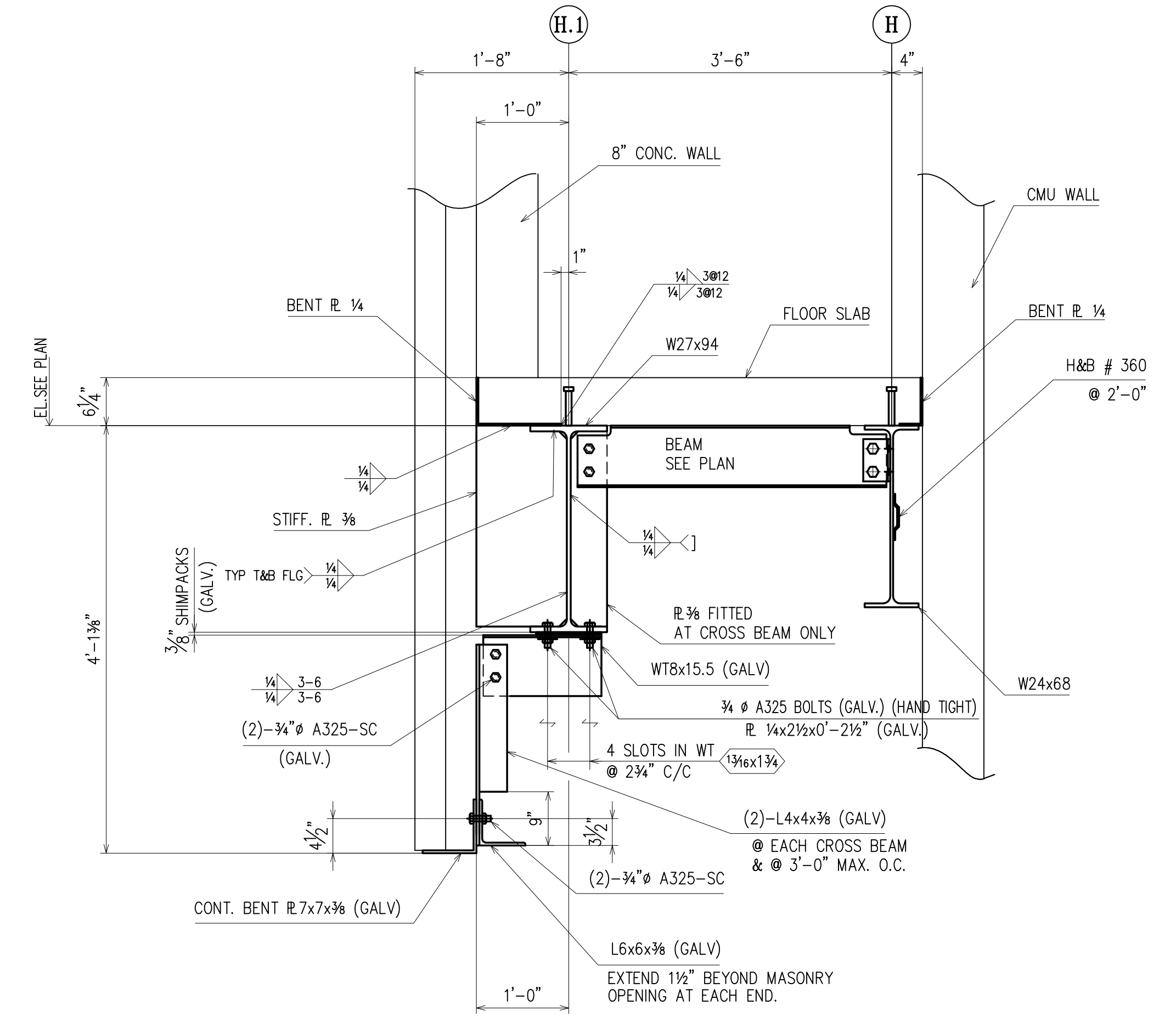




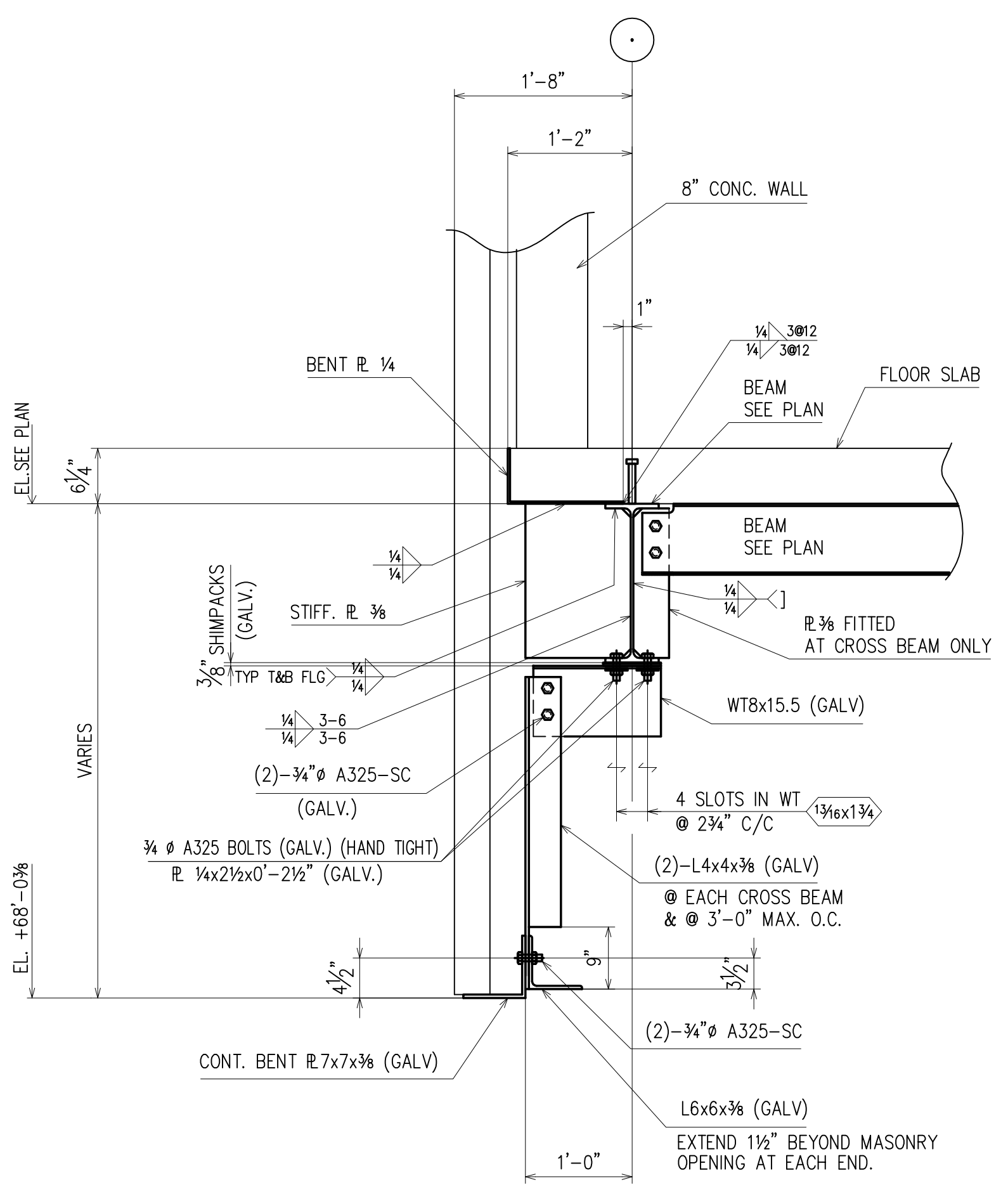
SECTION 1  
(REF: 23/S203)  
(E3)



SECTION 2  
(REF: 22/S203)  
(E2)



SECTION 3  
(REF: 22a/S203)  
(E4)



SECTION 4  
(REF: 14/S202)  
(E5)

**FOR CONSTRUCTION**

APPROVAL/REVIEW AUTHORITY:  
PLEASE REVIEW THIS DRAWING CAREFULLY.  
IT REPRESENTS OUR INTERPRETATION OF THE INTENT OF THE CONTRACT DOCUMENTS. HOWEVER, THE STEEL FABRICATOR AND THE STRUCTURAL STEEL DETAILER ASSUME NO RESPONSIBILITY FOR THE ACCURACY OF THE INFORMATION SHOWN ON THIS DRAWING. THIS IS THE RESPONSIBILITY OF THE BUYER.  
IT WILL BE ASSUMED THAT ALL INFORMATION SHOWN HEREIN HAS THE AFFIRMATION OF THE APPROVAL AUTHORITY UNLESS NOTED TO THE CONTRARY ON THIS DRAWING WHEN IT IS RETURNED FROM APPROVAL.  
SUBSEQUENT CHANGES TO INFORMATION SHOWN ON THESE DRAWINGS AFTER FIRST SUBMISSION WILL BE CONSIDERED AS CONTRACT CHANGES.  
ADOPTED BY THE NATIONAL INSTITUTE OF STEEL DETAILING 1977.

DRAWINGS PREPARED BY:  
DIVISION FIVE DETAILING INC.  
1810 Gallagher Drive  
Vineland, New Jersey 08360  
Phone: (856) 794-9474  
Fax: (856) 696-2027

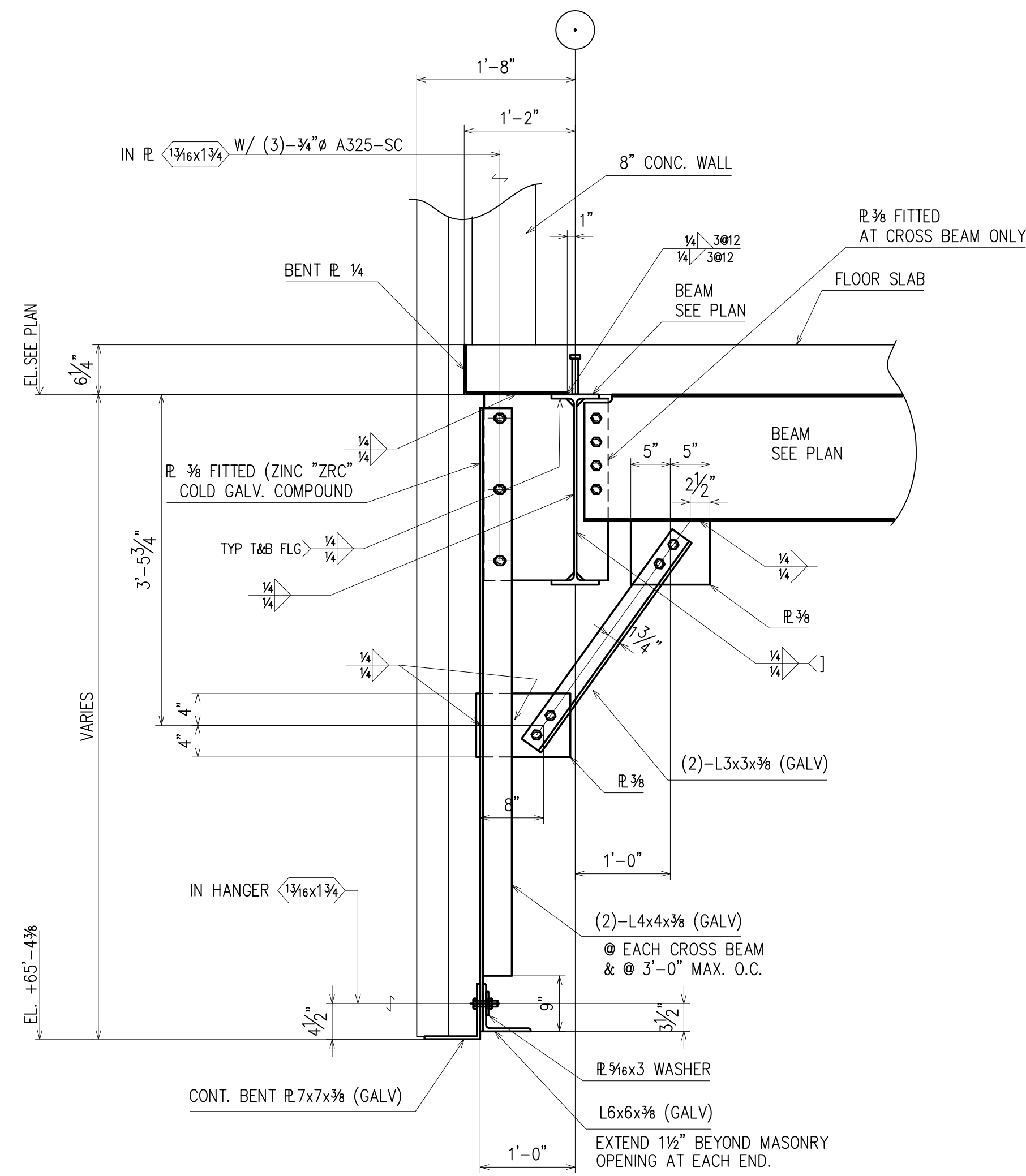
SC	BC	BSC	REVISIONS	DATE	ISSUE

CUSTOMER: WEIR WELDING CO., INC.  
316 12th STREET CARLSTADT, NJ 07072  
PHONE: (201) 939-2284 FAX: (201) 939-5525

PAIN					FOR FAB.
MATERIAL	8/23/11	PER CHECK/ FOR CONSTRUCTION			4th APPVL
HOLES	3/8/11	FOR APPROVAL			3rd APPVL
ELECTRODES	8/13/10	FOR APPROVAL			2nd APPVL
TOTAL WEIGHT	NO DATE	DESCRIPTION	NO DATE	DESCRIPTION	1st APPVL

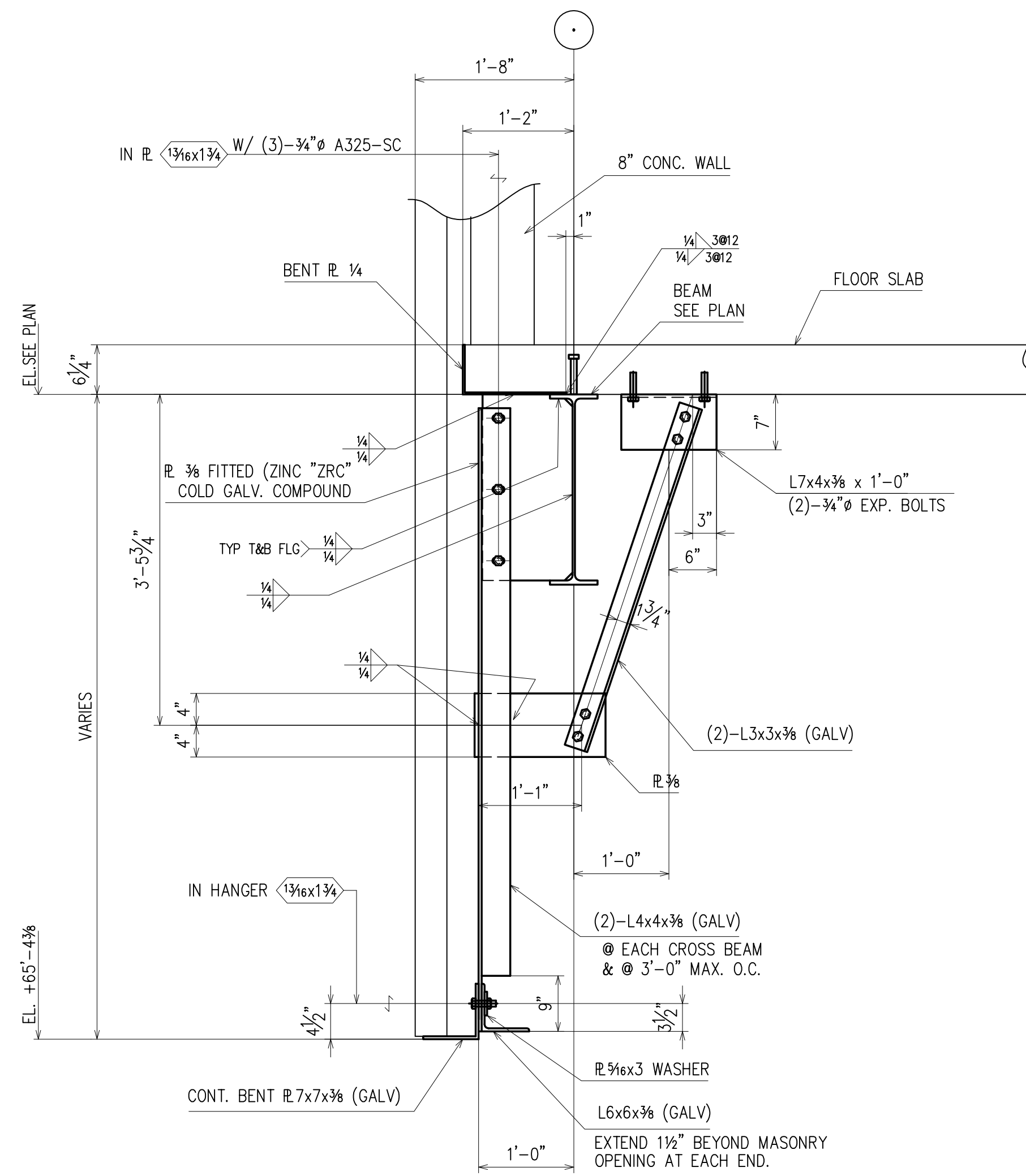
DRAFTER DS PROJECT: PS / IS 177X CONTRACT NO S-974  
DATE 8/6/10 LOCATION: BRONX, NY  
CHECKED DS DWG TITLE: SECTIONS DWG NO E16  
DATE 3/8/11



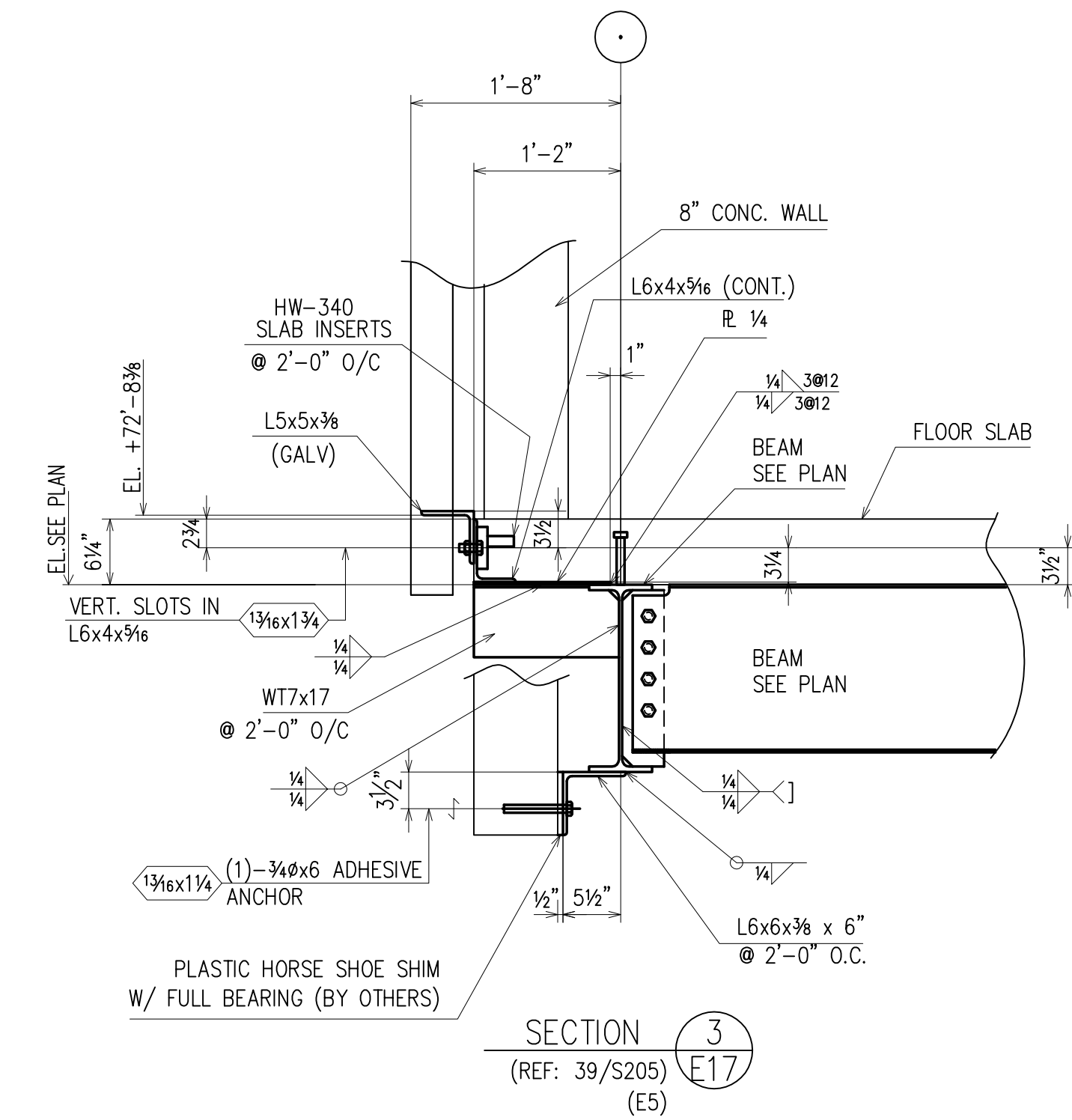


@ CROSS BEAM

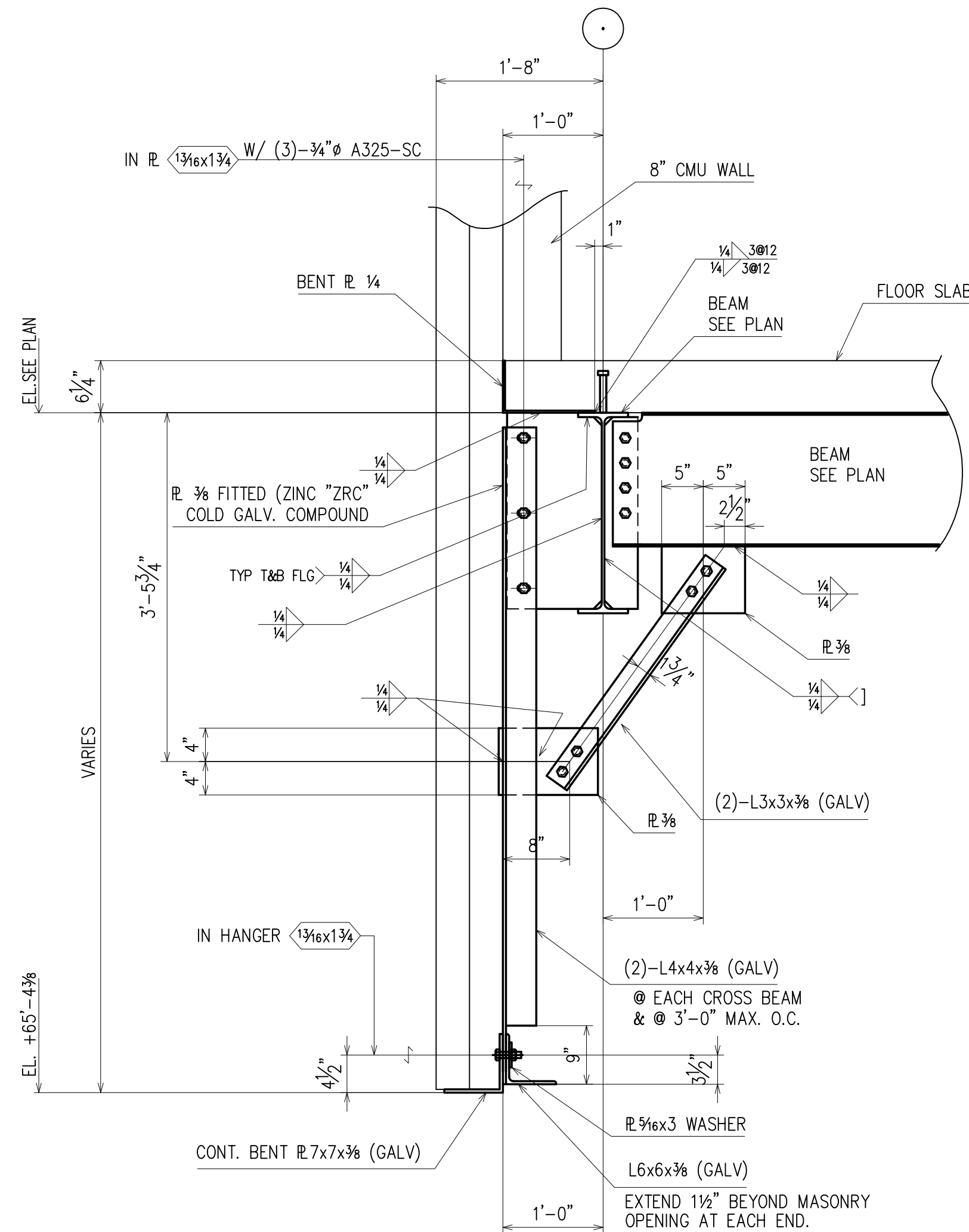
SECTION 1  
(REF: 36/S205)  
E17  
(ES)



@ SLAB

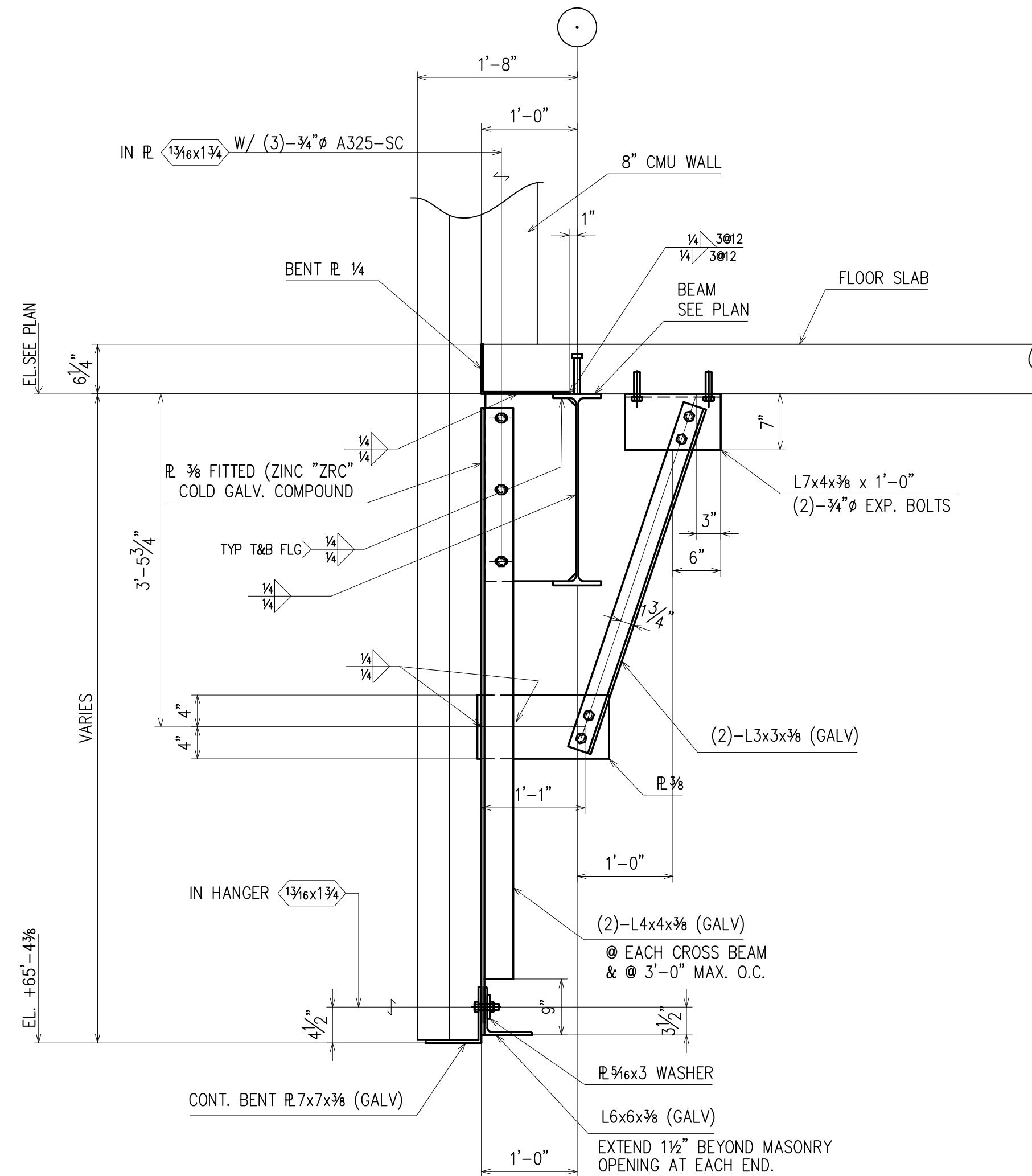


SECTION 3  
(REF: 39/S205)  
E17  
(ES)



@ CROSS BEAM

SECTION 2  
(REF: 36A/S205)  
E17  
(ES)



@ SLAB

APPROVAL/REVIEW AUTHORITY:  
PLEASE REVIEW THIS DRAWING CAREFULLY.  
IT REPRESENTS OUR INTERPRETATION OF THE INTENT OF THE CONTRACT DOCUMENTS. HOWEVER, THE STEEL FABRICATOR AND THE STRUCTURAL STEEL DETAILER ASSUME NO RESPONSIBILITY FOR THE ACCURACY OF THE INFORMATION SHOWN ON THIS DRAWING. THIS IS THE RESPONSIBILITY OF THE BUYER.  
IT WILL BE ASSUMED THAT ALL INFORMATION SHOWN HEREIN HAS THE AFFIRMATION OF THE APPROVAL AUTHORITY UNLESS NOTED TO THE CONTRARY ON THIS DRAWING WHEN IT IS RETURNED FOR APPROVAL.  
SUBSEQUENT CHANGES TO INFORMATION SHOWN ON THESE DRAWINGS AFTER FIRST SUBMISSION WILL BE CONSIDERED AS CONTRACT CHANGES.  
ADOPTED BY THE NATIONAL INSTITUTE OF STEEL DETAILING 1977.

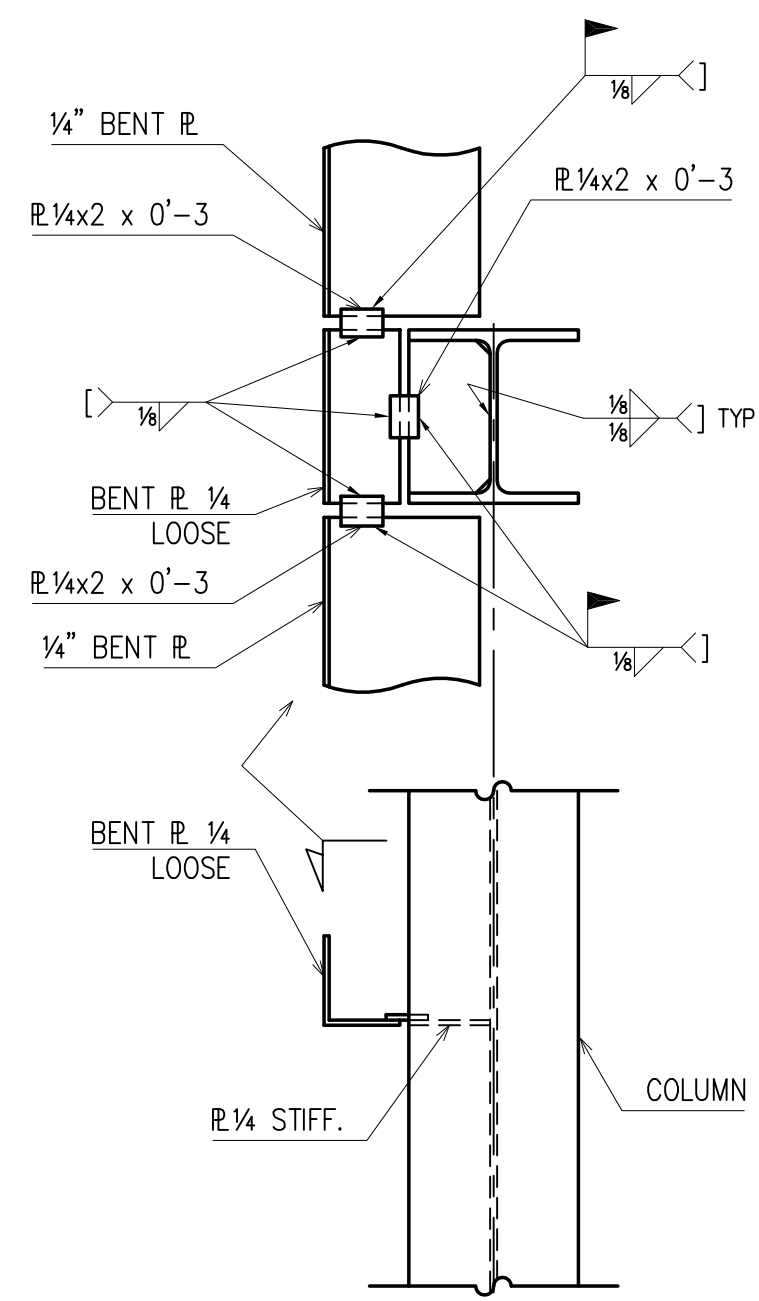
FOR CONSTRUCTION

DRAWINGS PREPARED BY:  
DIVISION FIVE DETAILING INC.  
1810 Gallagher Drive  
Vineland, New Jersey 08360  
Phone: (856) 794-9474  
Fax: (856) 696-2027

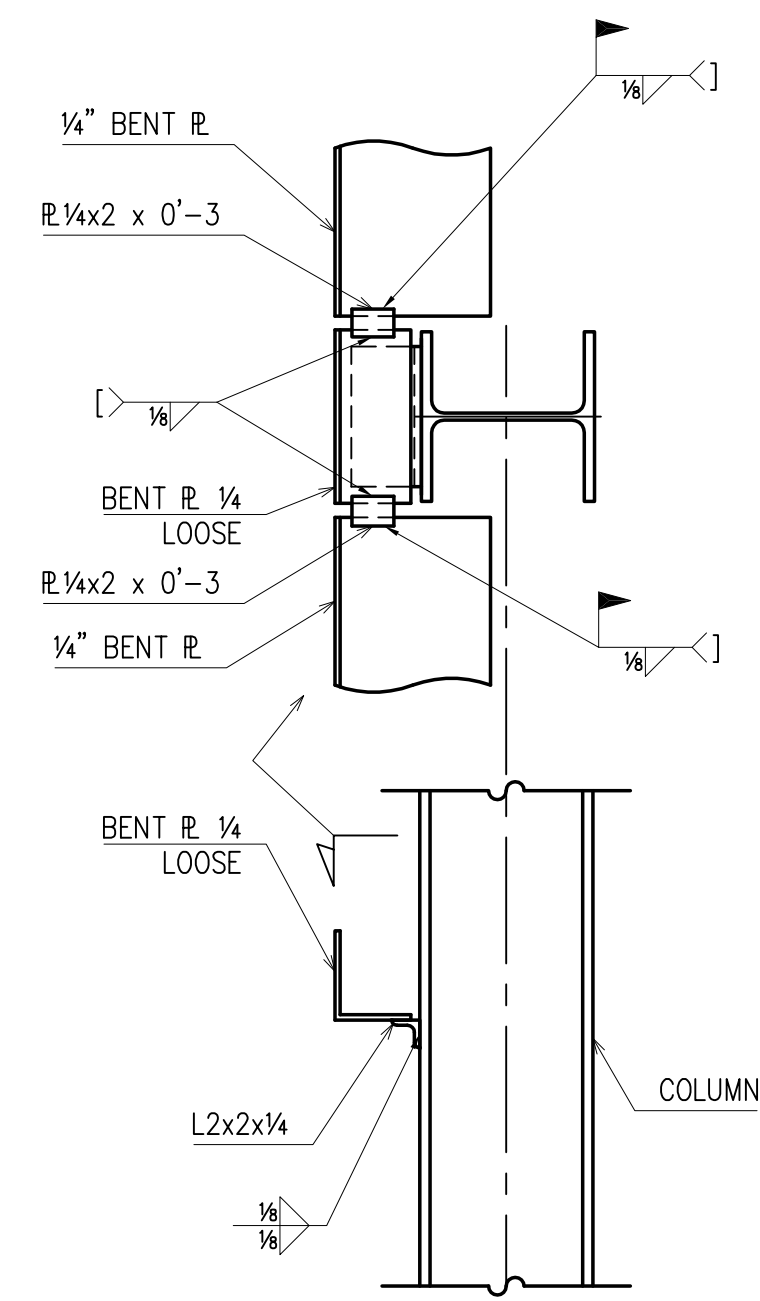
PAIN	-	10/1/12	REV SECT. 3/ FOR CONSTRUCTION						FOR FAB.
MATERIAL	-	6/23/11	PER CHECK/ FOR CONSTRUCTION						4th APPVL
HOLES	-	3/8/11	FOR APPROVAL						3rd APPVL
ELECTRODES	-	8/13/10	FOR APPROVAL						2nd APPVL
TOTAL WEIGHT		NO DATE	DESCRIPTION	NO DATE	DESCRIPTION				1st APPVL
SC	BC	BCSC	REVISIONS			DATE	ISSUE		
CUSTOMER: WEIR WELDING CO., INC.									
316 12th STREET CARLSTADT, NJ 07072 PHONE: (201) 939-2284 FAX: (201) 939-5525									
DRAFTER	D5	PROJECT:	PS / IS 177X			CONTRACT NO	S-974		
DATE	8/6/10	LOCATION:	BRONX, NY			DWG TITLE:	SECTIONS		
CHECKED	D5						E17		
DATE	3/8/11								



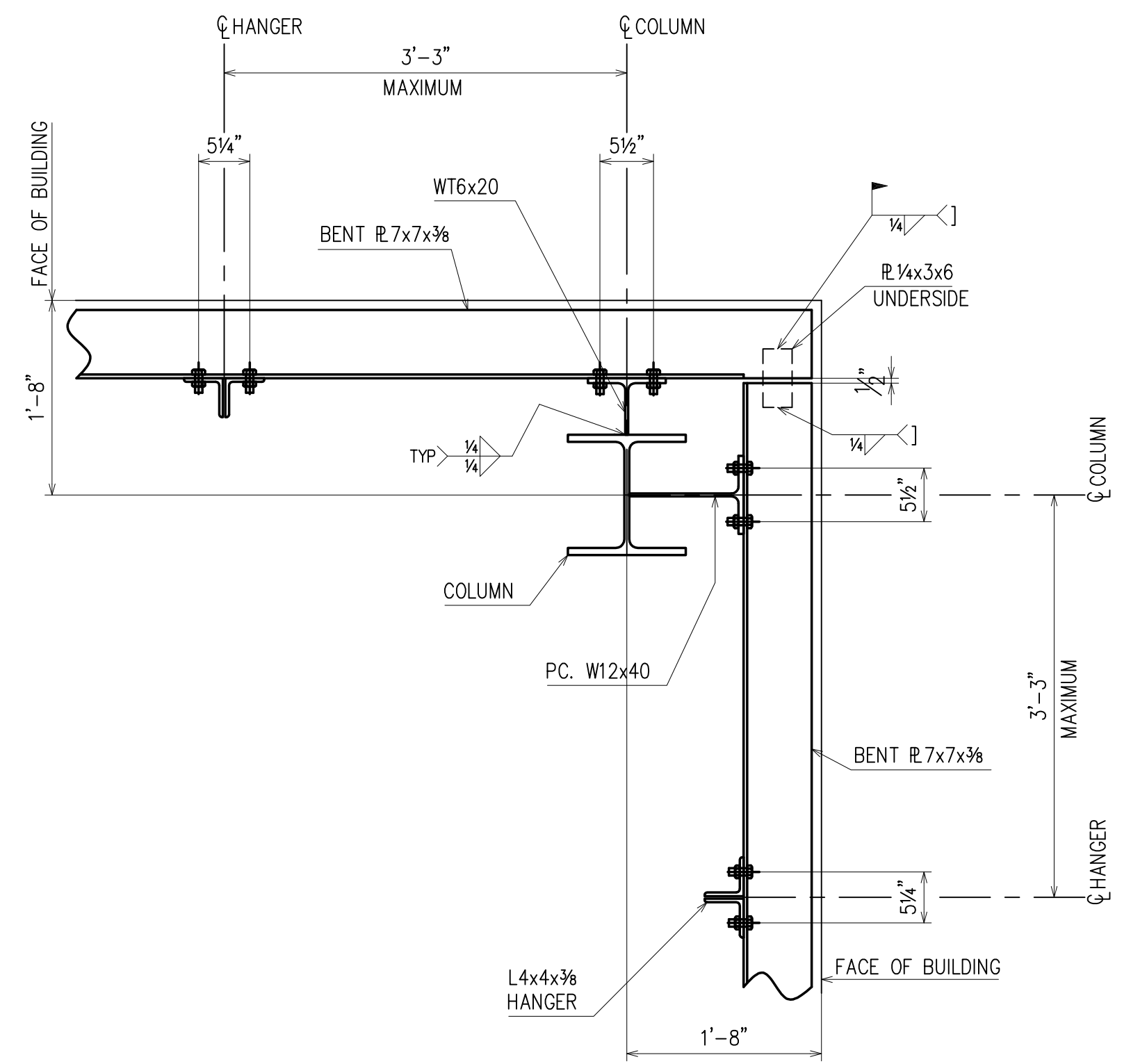




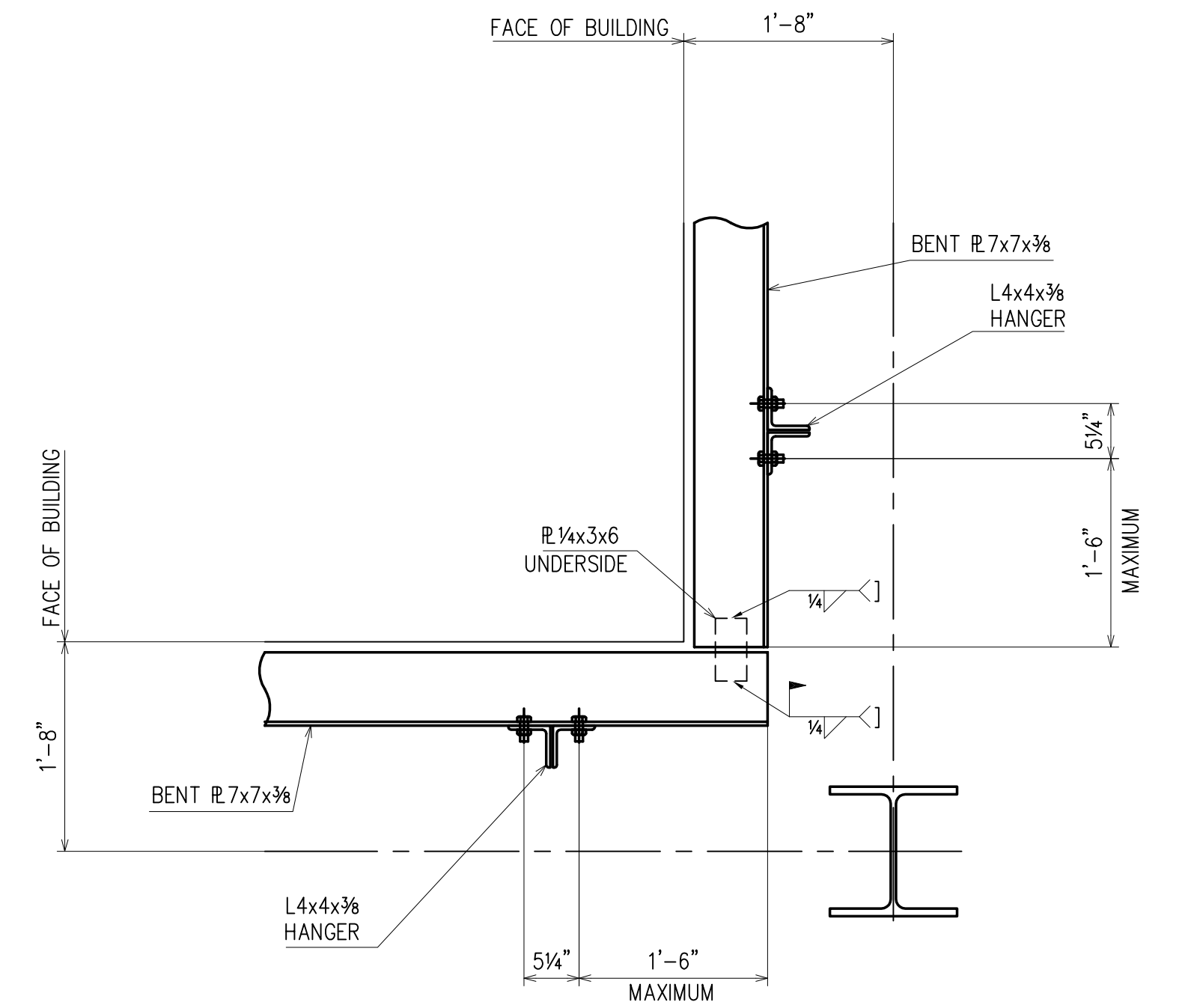
TYPICAL DECK SUPPORT AT EXTERIOR COLUMN WEB



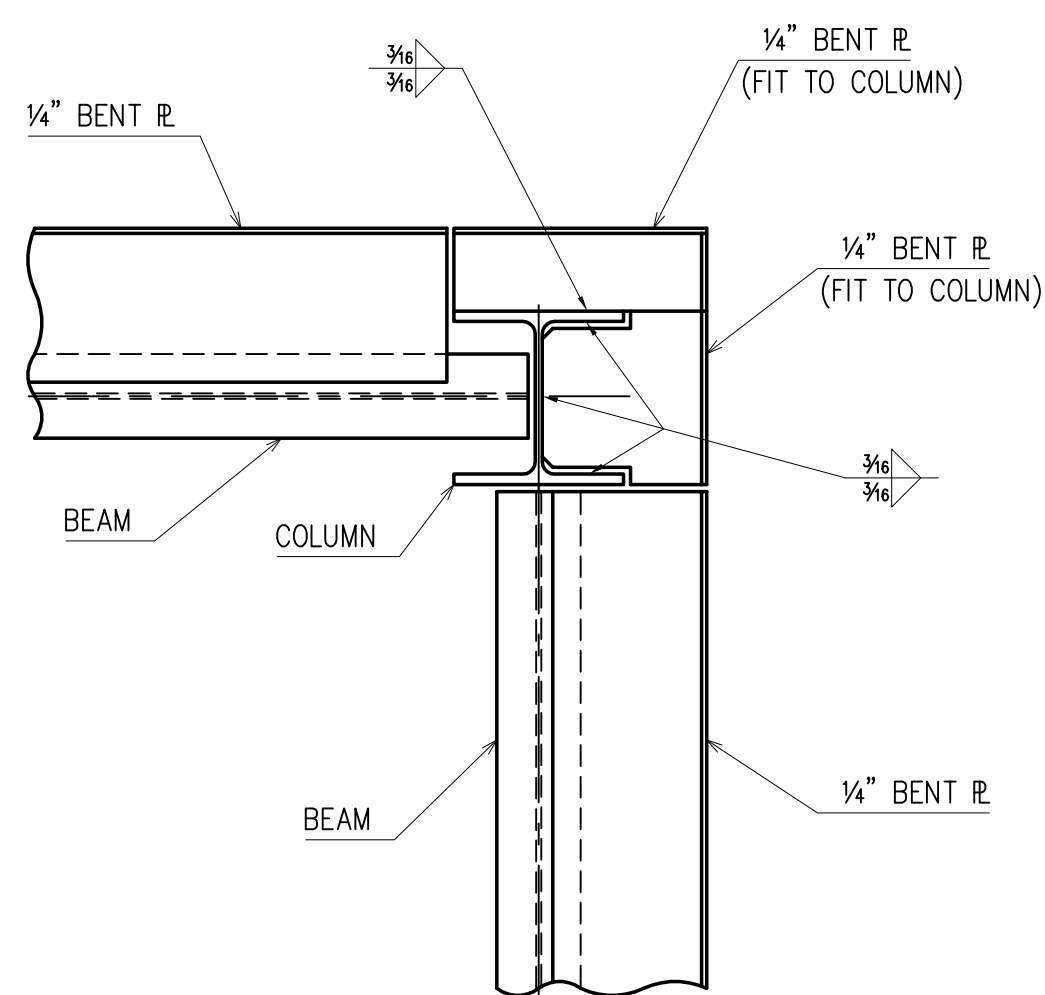
TYPICAL DECK SUPPORT AT EXTERIOR COLUMN FLANGE



TYPICAL RELIEVING ANGLE SUPPORT AT EXTERIOR COLUMN  
(REF: 7/S401)



TYPICAL RELIEVING ANGLE SUPPORT AT INTERIOR COLUMN



TYPICAL DECK SUPPORT AT EXTERIOR CORNER COLUMN

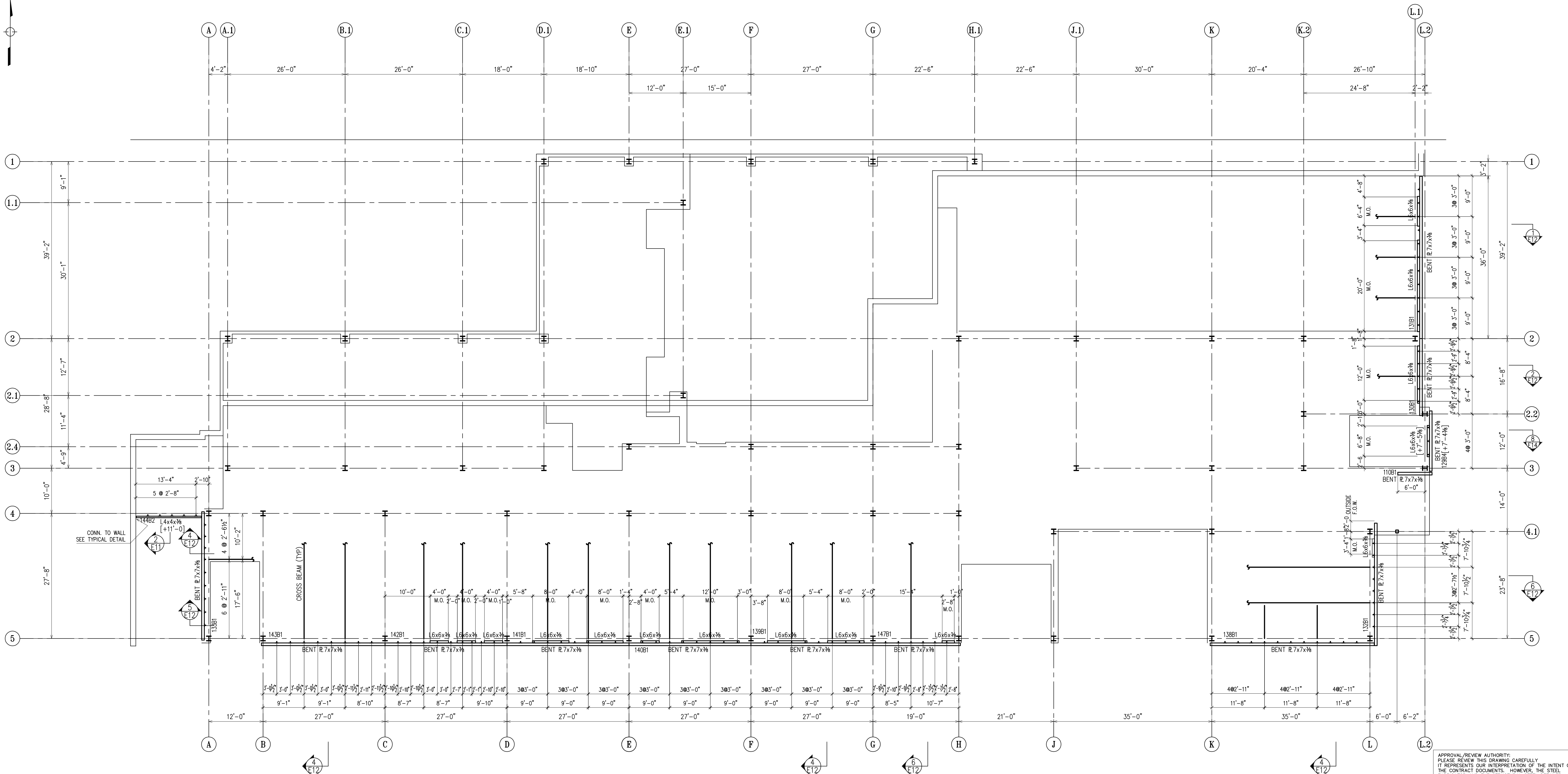
APPROVAL/REVIEW AUTHORITY:  
PLEASE REVIEW THIS DRAWING CAREFULLY.  
IT REPRESENTS OUR INTERPRETATION OF THE INTENT OF THE CONTRACT DOCUMENTS. HOWEVER, THE STEEL FABRICATOR AND THE STRUCTURAL STEEL DETAILER ASSUME NO RESPONSIBILITY FOR THE ACCURACY OF THE INFORMATION SHOWN ON THIS DRAWING. THIS IS THE RESPONSIBILITY OF THE BUYER.  
  
IT WILL BE ASSUMED THAT ALL INFORMATION SHOWN HEREIN HAS THE AFFIRMATION OF THE APPROVAL AUTHORITY UNLESS NOTED TO THE CONTRARY ON THIS DRAWING WHEN IT IS RETURNED FROM APPROVAL.  
  
SUBSEQUENT CHANGES TO INFORMATION SHOWN ON THESE DRAWINGS AFTER FIRST SUBMISSION WILL BE CONSIDERED AS CONTRACT CHANGES.  
  
ADOPTED BY THE NATIONAL INSTITUTE OF STEEL DETAILING 1977.

FOR CONSTRUCTION

DRAWINGS PREPARED BY:  
DIVISION FIVE DETAILING INC.  
1810 Gallagher Drive  
Vineland, New Jersey 08360  
Phone: (856) 794-9474  
Fax: (856) 696-2027

PAIN	-	6/23/11	PER CHECK / FOR CONSTRUCTION					FOR FAB.	
MATERIAL	-	4/9/11	FOR APPROVAL					4th APPVL	
HOLES	-	3/8/11	FOR APPROVAL					3rd APPVL	
ELECTRODES	-	8/13/10	FOR APPROVAL					2nd APPVL	
TOTAL WEIGHT		NO DATE	DESCRIPTION	NO DATE	DESCRIPTION			1st APPVL	
SC	BC	BSCC	REVISIONS					DATE	ISSUE
CUSTOMER: WEIR WELDING CO., INC.									
316 12th STREET CARLSTADT, NJ 07072 PHONE: (201) 939-2284 FAX: (201) 939-5525									
DRAFTER DS	PROJECT:	PS / IS 177X					CONTRACT NO	S-974	
DATE 8/6/10	LOCATION:	BRONX, NY					DWG NO	E20	
CHECKED DS	DWG TITLE:	TYPICAL DETAILS							
DATE 3/8/11									

ERECTOR'S  
NORTH



**SECOND FLOOR RELIEVING ANGLE PLAN**

NOTES:  
BOTTOM OF STEEL ELEVATION IS [+9'-4 3/8"] FROM DATUM EL. (+0'-0")  
(ACTUAL +10'1"-1") UNLESS NOTED THUS [+x'-x"] ON PLAN.

APPROVAL/REVIEW AUTHORITY:  
PLEASE REVIEW THIS DRAWING CAREFULLY.  
IT REPRESENTS OUR INTERPRETATION OF THE INTENT OF THE CONTRACT DOCUMENTS. HOWEVER, THE STEEL FABRICATOR AND THE STRUCTURAL STEEL DETAILER ASSUME NO RESPONSIBILITY FOR THE ACCURACY OF THE INFORMATION SHOWN ON THIS DRAWING. THIS IS THE RESPONSIBILITY OF THE BUYER.  
IT WILL BE ASSUMED THAT ALL INFORMATION SHOWN HEREIN HAS THE AFFIRMATION OF THE APPROVAL AUTHORITY UNLESS NOTED TO THE CONTRARY ON THIS DRAWING WHEN IT IS RETURNED FROM APPROVAL.  
SUBSEQUENT CHANGES TO INFORMATION SHOWN ON THESE DRAWINGS AFTER FIRST SUBMISSION WILL BE CONSIDERED AS CONTRACT CHANGES.  
ADOPTED BY THE NATIONAL INSTITUTE OF STEEL DETAILING 1977.

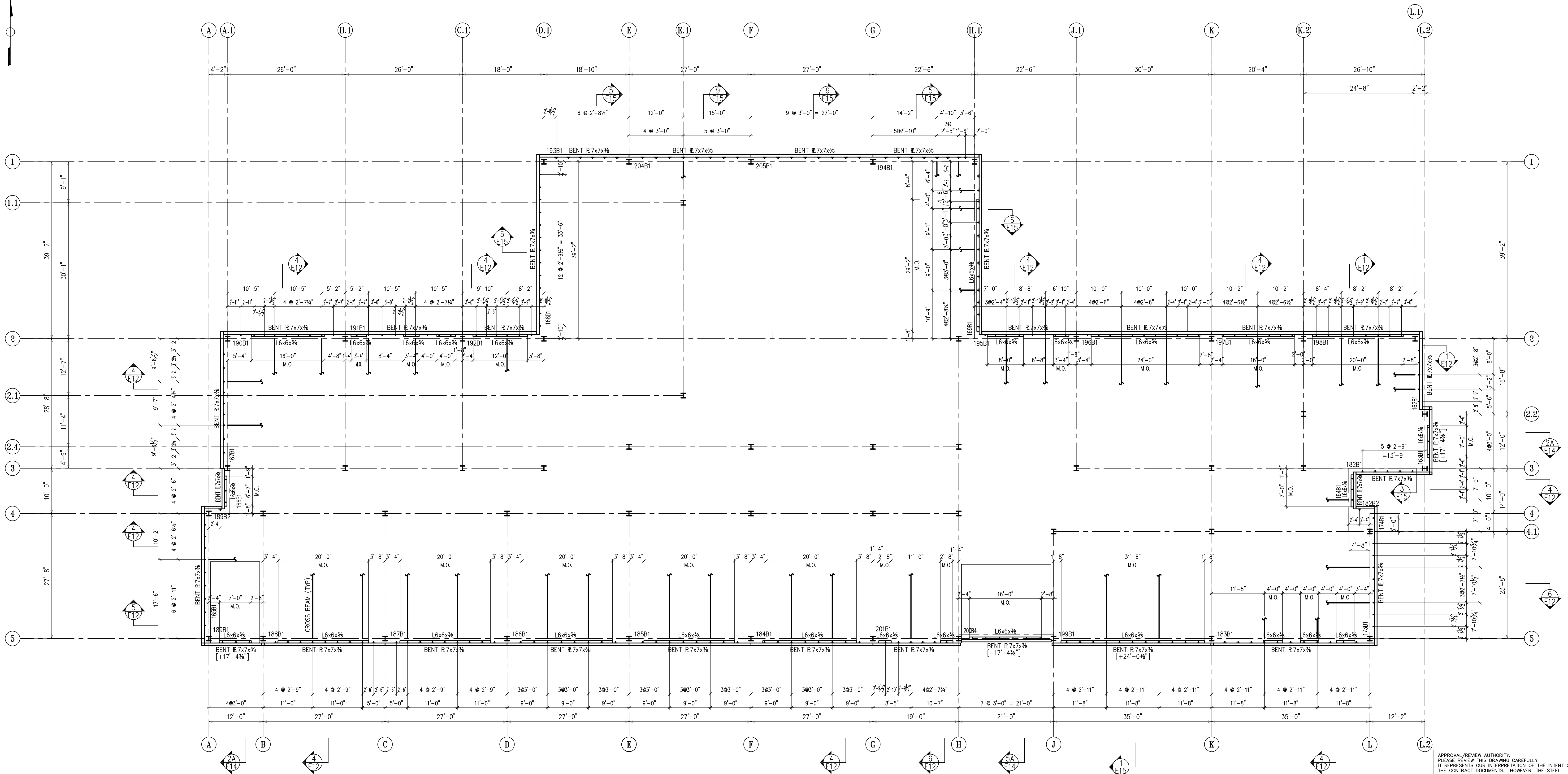
**FOR CONSTRUCTION**

DRAWINGS PREPARED BY:  
DIVISION FIVE DETAILING INC.  
1810 Gallagher Drive  
Vineland, New Jersey 08360  
Phone: (856) 794-9474  
Fax: (856) 696-2027

PAIN:	8/23/11	PER CHECK/ FOR CONSTRUCTION				FOR FIELD	
MATERIAL:	4/19/11	FOR APPROVAL				4th APPVL	
HOLES:	3/8/11	FOR APPROVAL				3rd APPVL	
ELECTRODES:	8/13/10	FOR APPROVAL				2nd APPVL	
TOTAL WEIGHT	NO DATE	DESCRIPTION	NO DATE	DESCRIPTION		1st APPVL	
SC	BC	BCSC	REVISIONS			DATE	ISSUE

CUSTOMER:		<b>WEIR WELDING CO. INC.</b>			
		316 12th STREET CARLSTADT, NJ 07072 PHONE: (201) 939-2284 FAX: (201) 939-5525			
DRAFTER	D5	PROJECT:	PS / IS 177X		CONTRACT NO
DATE	8/6/10	LOCATION:	BRONX, NY		S-974
CHECKED	D5	DWG TITLE:	SECOND FLOOR RELIEVING ANGLE PLAN		DWG NO
DATE	3/8/11				E21

ERECTOR'S  
NORTH



**THIRD FLOOR RELIEVING ANGLE PLAN**

NOTES:  
BOTTOM OF STEEL ELEVATION IS [+23'-4 3/8"] FROM DATUM EL. (+0'-0")  
(ACTUAL +101'-1") UNLESS NOTED THUS [+x'-x"] ON PLAN.

APPROVAL/REVIEW AUTHORITY:  
PLEASE REVIEW THIS DRAWING CAREFULLY.  
IT REPRESENTS OUR INTERPRETATION OF THE INTENT OF THE CONTRACT DOCUMENTS. HOWEVER, THE STEEL FABRICATOR AND THE STRUCTURAL STEEL DETAILER ASSUME NO RESPONSIBILITY FOR THE ACCURACY OF THE INFORMATION SHOWN ON THIS DRAWING. THIS IS THE RESPONSIBILITY OF THE BUYER.  
IT WILL BE ASSUMED THAT ALL INFORMATION SHOWN HEREIN HAS THE AFFIRMATION OF THE APPROVAL AUTHORITY UNLESS NOTED TO THE CONTRARY ON THIS DRAWING WHEN IT IS RETURNED FROM APPROVAL.  
SUBSEQUENT CHANGES TO INFORMATION SHOWN ON THESE DRAWINGS AFTER FIRST SUBMISSION WILL BE CONSIDERED AS CONTRACT CHANGES.  
ADOPTED BY THE NATIONAL INSTITUTE OF STEEL DETAILING 1977.

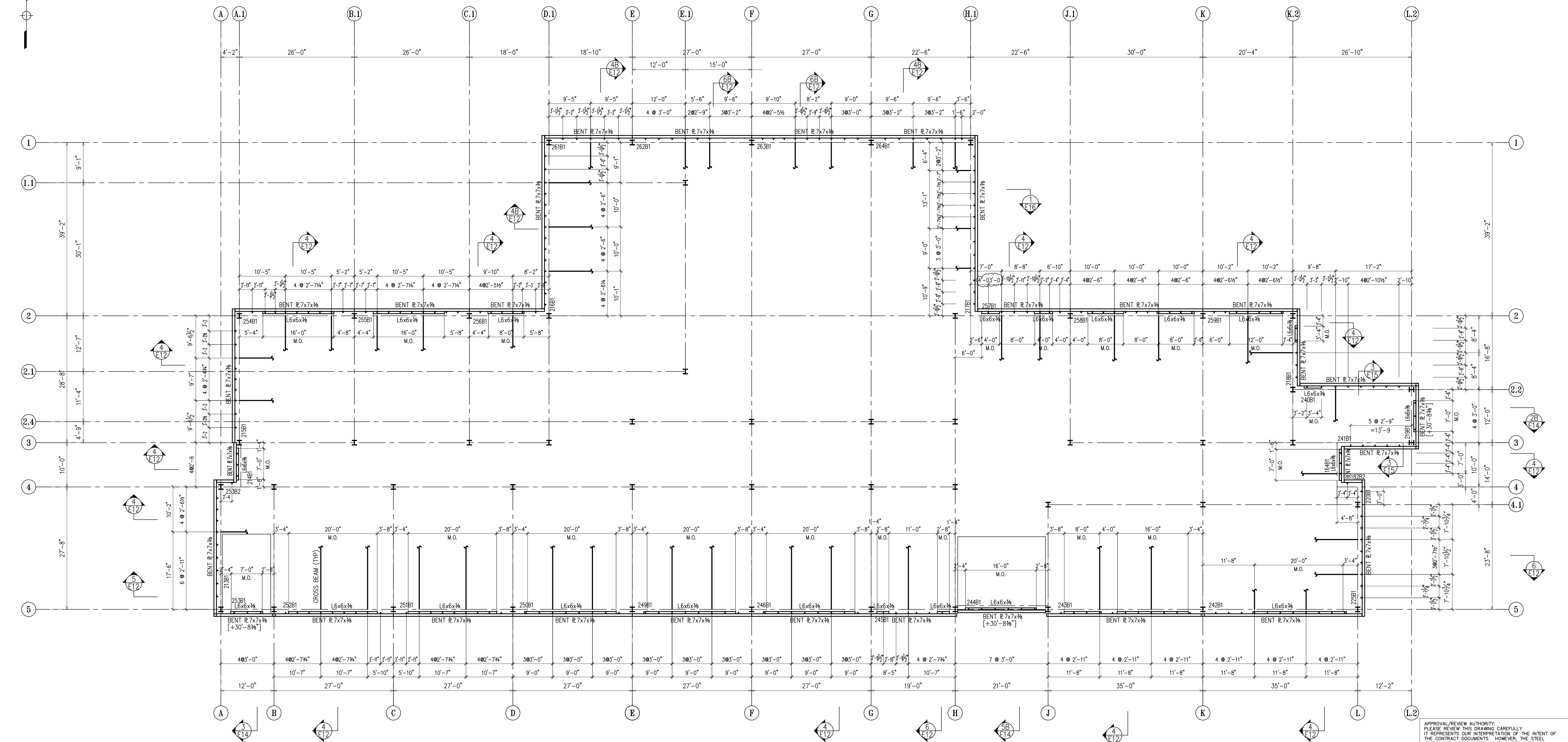
**FOR CONSTRUCTION**

DRAWINGS PREPARED BY:  
DIVISION FIVE DETAILING INC.  
1810 Gallagher Drive  
Vineland, New Jersey 08360  
Phone: (856) 794-9474  
Fax: (856) 696-2027

PAINT:	6/23/11 PER CHECK/ FOR CONSTRUCTION				FOR FIELD
MATERIAL:	4/19/11 FOR APPROVAL				4th APPVL
HOLES:	3/8/11 FOR APPROVAL				3rd APPVL
ELECTRODES:	E70XX	6/24/11 PER REC INFO/ FOR CONSTRUCTION			2nd APPVL
TOTAL WEIGHT	NO DATE	DESCRIPTION	NO DATE	DESCRIPTION	1st APPVL
SC	BC	BCSC	REVISIONS		DATE

CUSTOMER:		<b>WEIR WELDING CO. INC.</b>		CONTRACT NO	
		316 12th STREET CARLSTADT, NJ 07072		S-974	
		PHONE: (201) 939-2284 FAX: (201) 939-5525		DWG NO	
DRAFTER	D5	PROJECT:	PS / IS 177X	CONTRACT NO	
DATE	8/6/10	LOCATION:	BRONX, NY	S-974	
CHECKED	D5	DWG TITLE: THIRD FLOOR RELIEVING ANGLE PLAN		DWG NO	
DATE	3/8/11			E22	

ERECTOR'S  
NORTH



**FOURTH FLOOR RELIEVING ANGLE PLAN**

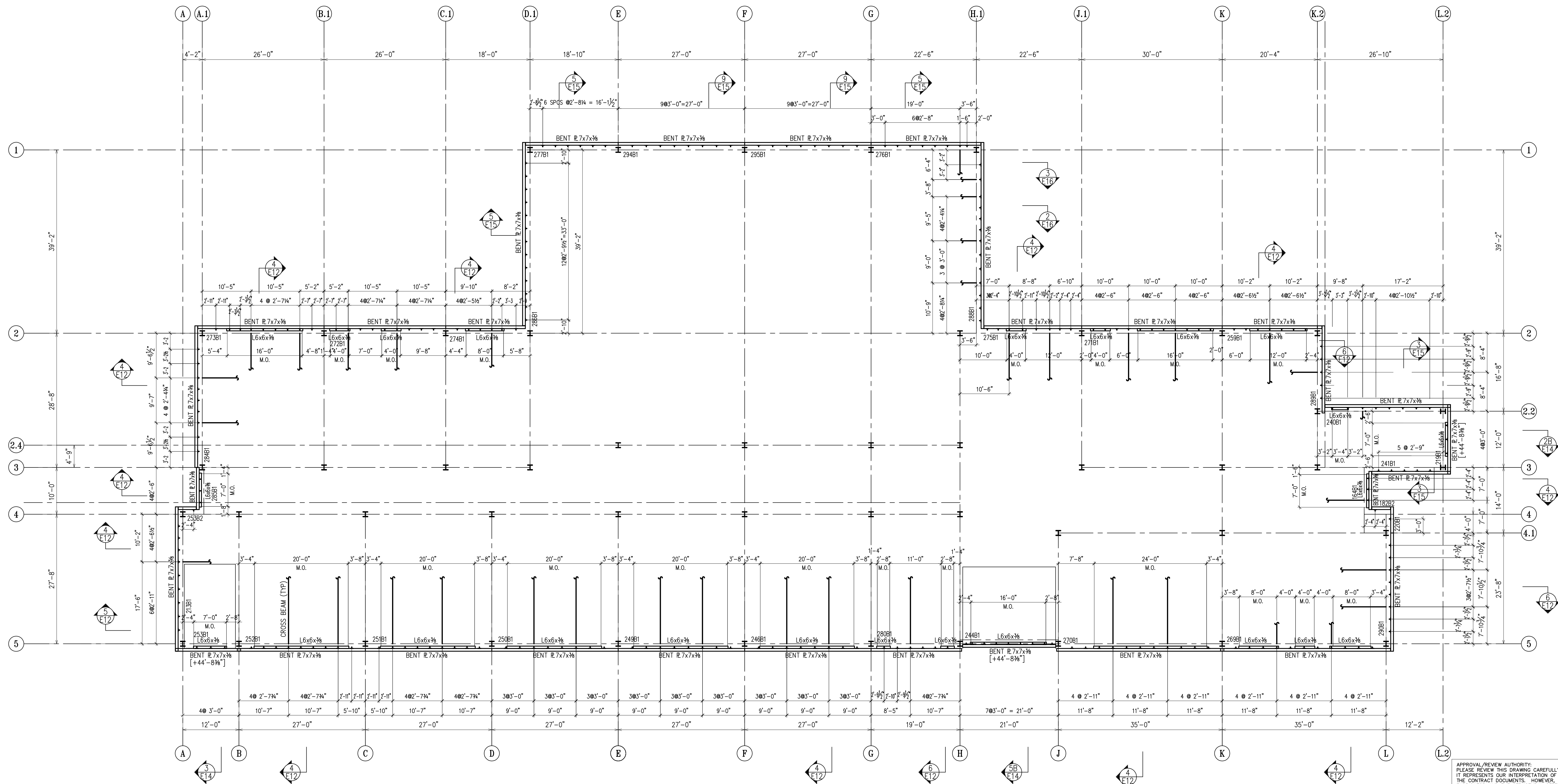
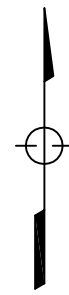
NOTES:  
BOTTOM OF STEEL ELEVATION IS [+37'-4 3/8"] FROM DATUM EL. (+0'-0")  
(ACTUAL +101'-1") UNLESS NOTED THUS [+x'-x"] ON PLAN.

APPROVAL/REVIEW AUTHORITY:  
IT REPRESENTS OUR INTERPRETATION OF THE INTENT OF THE CONTRACT DOCUMENTS. HOWEVER, THE STEEL FABRICATOR AND THE STRUCTURAL STEEL DETAILER ASSUME NO RESPONSIBILITY FOR THE ACCURACY OF THE INFORMATION SHOWN ON THIS DRAWING. THIS IS THE RESPONSIBILITY OF THE BUYER.  
IT WILL BE ASSUMED THAT ALL INFORMATION SHOWN HEREIN HAS THE AFFIRMATION OF THE APPROVAL AUTHORITY UNLESS NOTED TO THE CONTRARY ON THIS DRAWING WHEN IT IS RETURNED FROM APPROVAL.  
SUBSEQUENT CHANGES TO INFORMATION SHOWN ON THESE DRAWINGS AFTER FIRST SUBMISSION WILL BE CONSIDERED AS CONTRACT CHANGES.  
ADOPTED BY THE NATIONAL INSTITUTE OF STEEL DETAILING 1977.

**FOR CONSTRUCTION**

DRAWINGS PREPARED BY:  
DIVISION FIVE DETAILING INC.  
1810 Gallagher Drive  
Vineland, New Jersey 08360  
Phone: (856) 794-9474  
Fax: (856) 696-2027

PAINT:	6/23/11	PER CHECK / FOR CONSTRUCTION				FOR FIELD	
MATERIAL:	4/19/11	FOR APPROVAL				4th APPVL	
HOLES:	3/8/11	FOR APPROVAL				3rd APPVL	
ELECTRODES: E70XX	8/15/10	FOR APPROVAL				2nd APPVL	
TOTAL WEIGHT	NO DATE	DESCRIPTION	NO DATE	DESCRIPTION		1st APPVL	
SC	BC	BCSC	REVISIONS			DATE	ISSUE
CUSTOMER: WEIR WELDING CO. INC. 316 12th STREET CARLSTADT, NJ 07072 PHONE: (201) 939-2284 FAX: (201) 939-5525							
DRAFTER DS	PROJECT: PS / IS 177X	CONTRACT NO S-974					
DATE 8/6/10	LOCATION: BRONX, NY	DWG NO E23					
CHECKED DS	DWG TITLE: FOURTH FLOOR RELIEVING ANGLE PLAN						
DATE 3/8/11							



**FIFTH FLOOR RELIEVING ANGLE PLAN**

NOTES:  
 BOTTOM OF STEEL ELEVATION IS [+51'-4 3/8"] FROM DATUM EL. (+0'-0")  
 (ACTUAL +101'-1") UNLESS NOTED THUS [+x'-x"] ON PLAN.

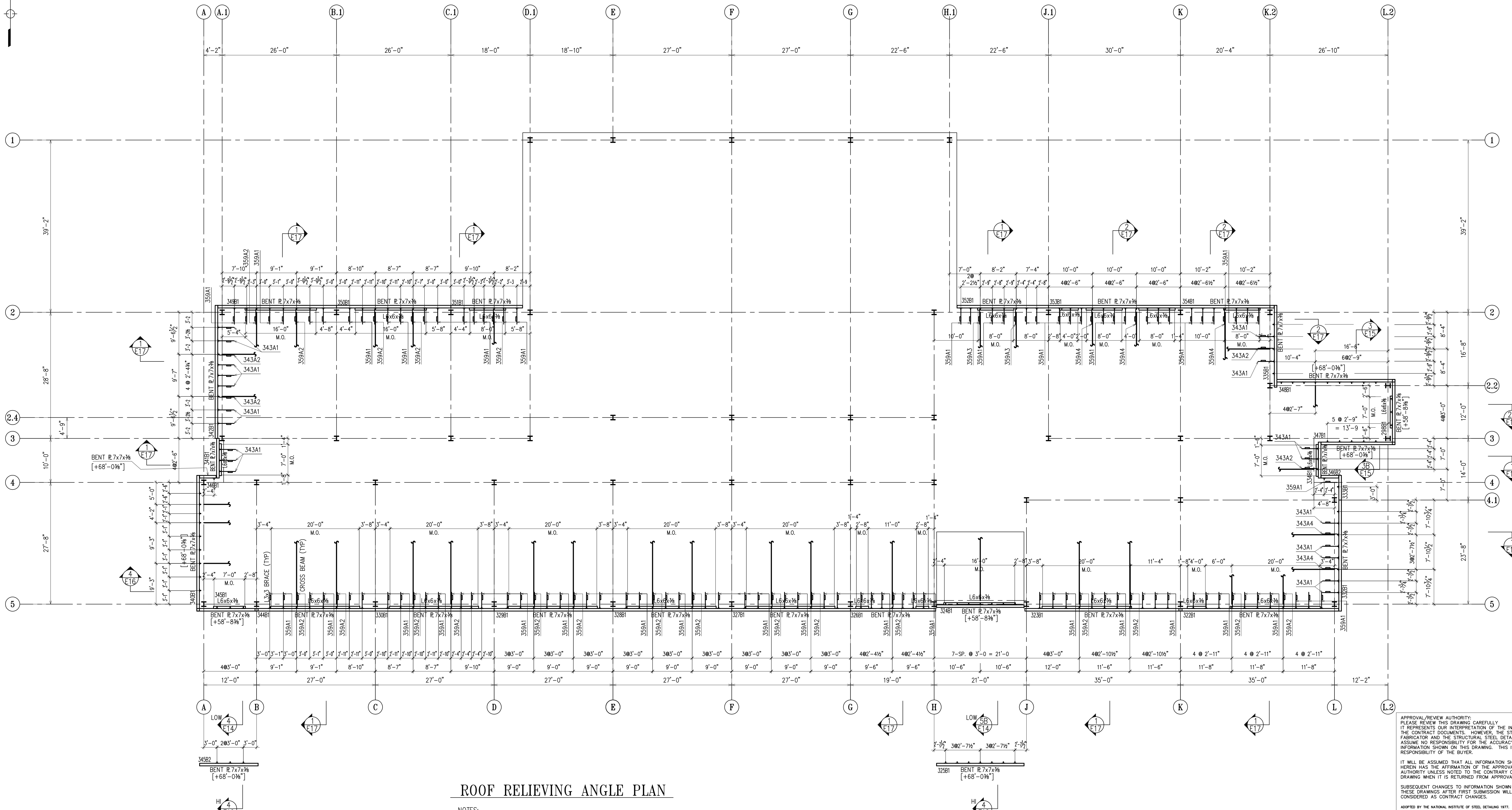
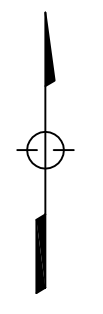
APPROVAL/REVIEW AUTHORITY:  
 IT REPRESENTS OUR INTERPRETATION OF THE INTENT OF THE CONTRACT DOCUMENTS. HOWEVER, THE STEEL FABRICATOR AND THE STRUCTURAL STEEL DETAILER ASSUME NO RESPONSIBILITY FOR THE ACCURACY OF THE INFORMATION SHOWN ON THIS DRAWING. THIS IS THE RESPONSIBILITY OF THE BUYER.  
 IT WILL BE ASSUMED THAT ALL INFORMATION SHOWN HEREIN HAS THE AFFIRMATION OF THE APPROVAL AUTHORITY UNLESS NOTED TO THE CONTRARY ON THIS DRAWING WHEN IT IS RETURNED FROM APPROVAL.  
 SUBSEQUENT CHANGES TO INFORMATION SHOWN ON THESE DRAWINGS AFTER FIRST SUBMISSION WILL BE CONSIDERED AS CONTRACT CHANGES.  
 ADOPTED BY THE NATIONAL INSTITUTE OF STEEL DETAILING 1977.

**FOR CONSTRUCTION**

DRAWINGS PREPARED BY:  
 DIVISION FIVE DETAILING INC.  
 1810 Gallagher Drive  
 Vineland, New Jersey 08360  
 Phone: (856) 794-9474  
 Fax: (856) 696-2027

PAIN:	6/23/11 PER CHECK/ FOR CONSTRUCTION				FOR FIELD
MATERIAL:	4/19/11 FOR APPROVAL				4th APPVL
HOLES:	3/8/11 FOR APPROVAL				3rd APPVL
ELECTRODES:	E70XX	8/13/10 FOR APPROVAL			2nd APPVL
TOTAL WEIGHT	NO DATE	DESCRIPTION	NO DATE	DESCRIPTION	1st APPVL
SC	BC	BCSC	REVISIONS		DATE
CUSTOMER: <b>WEIR WELDING CO. INC.</b>					
316 12th STREET CARLSTADT, NJ 07072 PHONE: (201) 939-2284 FAX: (201) 939-5525					
DRAFTER	D5	PROJECT:	PS / IS 177X		CONTRACT NO
DATE	8/6/10	LOCATION:	BRONX, NY		S-974
CHECKED	D5	DWG TITLE:	FIFTH FLOOR RELIEVING ANGLE PLAN		
DATE	3/8/11				DWG NO E24





### ROOF RELIEVING ANGLE PLAN

NOTES:  
 BOTTOM OF STEEL ELEVATION IS [+65'-4 3/8\"] FROM DATUM EL. (+0'-0\")  
 (ACTUAL +101'-1\") UNLESS NOTED THUS [+x'-x\"] ON PLAN.

APPROVAL/REVIEW AUTHORITY:  
 PLEASE REVIEW THIS DRAWING CAREFULLY.  
 IT REPRESENTS OUR INTERPRETATION OF THE INTENT OF  
 THE CONTRACT DOCUMENTS. HOWEVER, THE STEEL  
 FABRICATOR AND THE STRUCTURAL STEEL DETAILER  
 ASSUME NO RESPONSIBILITY FOR THE ACCURACY OF THE  
 INFORMATION SHOWN ON THIS DRAWING. THIS IS THE  
 RESPONSIBILITY OF THE BUYER.  
 IT WILL BE ASSUMED THAT ALL INFORMATION SHOWN  
 HEREIN HAS THE AFFIRMATION OF THE APPROVAL  
 AUTHORITY UNLESS NOTED TO THE CONTRARY ON THIS  
 DRAWING WHEN IT IS RETURNED FROM APPROVAL.  
 SUBSEQUENT CHANGES TO INFORMATION SHOWN  
 ON THESE DRAWINGS AFTER FIRST SUBMISSION WILL BE  
 CONSIDERED AS CONTRACT CHANGES.  
 ADOPTED BY THE NATIONAL INSTITUTE OF STEEL DETAILING 1977.

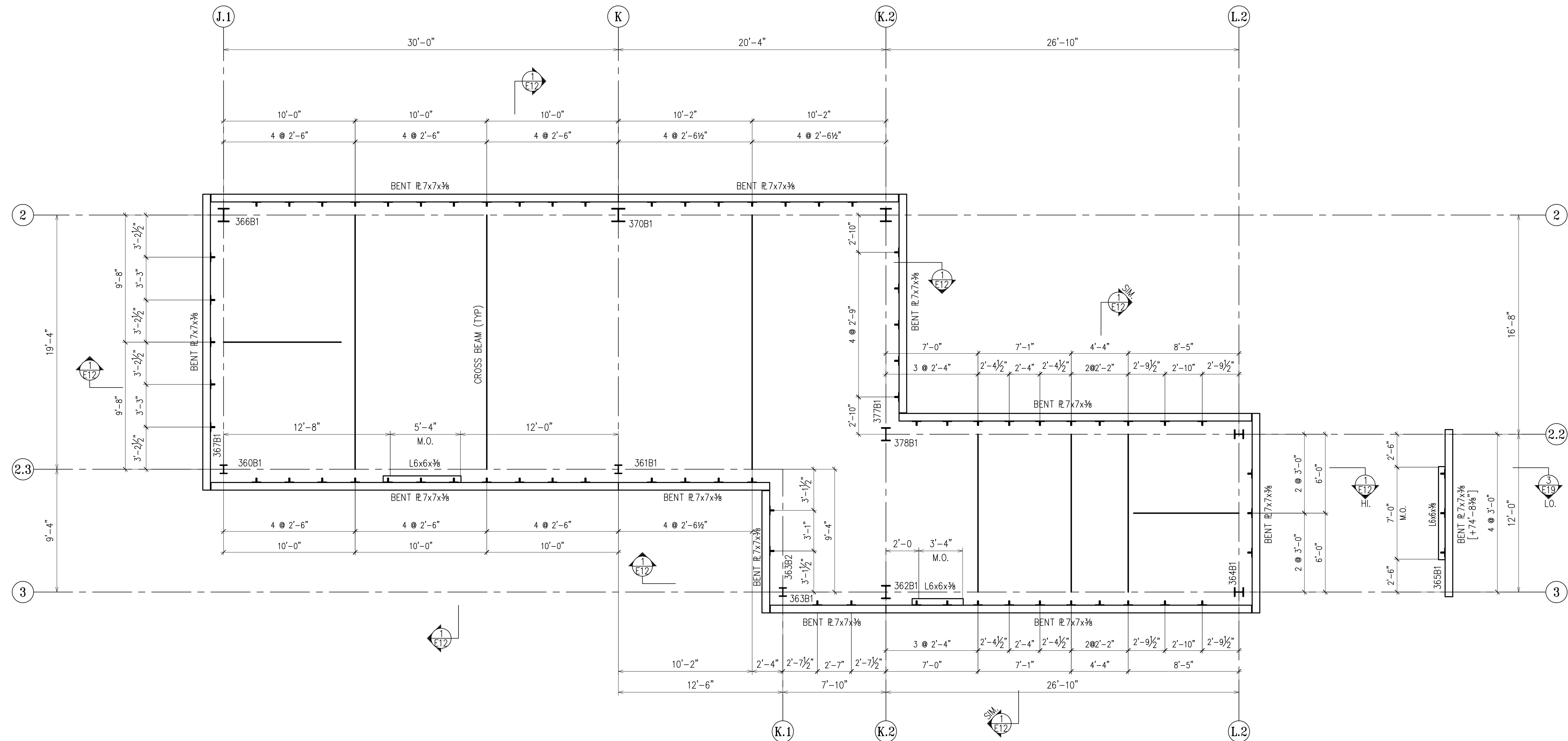
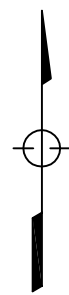
**FOR CONSTRUCTION**

DRAWINGS PREPARED BY:  
 DIVISION FIVE DETAILING INC.  
 1810 Gallagher Drive  
 Vineland, New Jersey 08360  
 Phone: (856) 794-9474  
 Fax: (856) 696-2027

PAINT:	6/23/11	PER CHECK/ FOR CONSTRUCTION			FOR FIELD
MATERIAL:	4/19/11	FOR APPROVAL			4th APPVL
HOLES:	3/8/11	FOR APPROVAL			3rd APPVL
ELECTRODES:	E70XX	8/13/10	FOR APPROVAL		2nd APPVL
TOTAL WEIGHT	NO DATE	DESCRIPTION	NO DATE	DESCRIPTION	1st APPVL
SC	BC	BCSC	REVISIONS		DATE

CUSTOMER:  
**WEIR WELDING CO. INC.**  
 316 12th STREET CARLSTADT, NJ 07072  
 PHONE: (201) 939-2284 FAX: (201) 939-5525

DRAFTER	D5	PROJECT:	PS / IS 177X	CONTRACT NO	
DATE	8/6/10	LOCATION:	BRONX, NY	S-974	
CHECKED	D5	DWG TITLE:	ROOF RELIEVING ANGLE PLAN	DWG NO	E25
DATE	3/8/11				



**PENTHOUSE ROOF RELIEVING ANGLE PLAN**

NOTES:  
BOTTOM OF STEEL ELEVATION IS [+81'-4 3/8"] FROM DATUM EL. (+0'-0")  
(ACTUAL +101'-1") UNLESS NOTED THUS (+x'-x") ON PLAN.

APPROVAL/REVIEW AUTHORITY:  
PLEASE REVIEW THIS DRAWING CAREFULLY.  
IT REPRESENTS OUR INTERPRETATION OF THE INTENT OF THE CONTRACT DOCUMENTS. HOWEVER, THE STEEL FABRICATOR AND THE STRUCTURAL STEEL DETAILER ASSUME NO RESPONSIBILITY FOR THE ACCURACY OF THE INFORMATION SHOWN ON THIS DRAWING. THIS IS THE RESPONSIBILITY OF THE BUYER.  
IT WILL BE ASSUMED THAT ALL INFORMATION SHOWN HEREIN HAS THE AFFIRMATION OF THE APPROVAL AUTHORITY UNLESS NOTED TO THE CONTRARY ON THIS DRAWING WHEN IT IS RETURNED FROM APPROVAL.  
SUBSEQUENT CHANGES TO INFORMATION SHOWN ON THESE DRAWINGS AFTER FIRST SUBMISSION WILL BE CONSIDERED AS CONTRACT CHANGES.  
ADOPTED BY THE NATIONAL INSTITUTE OF STEEL DETAILING 1977.

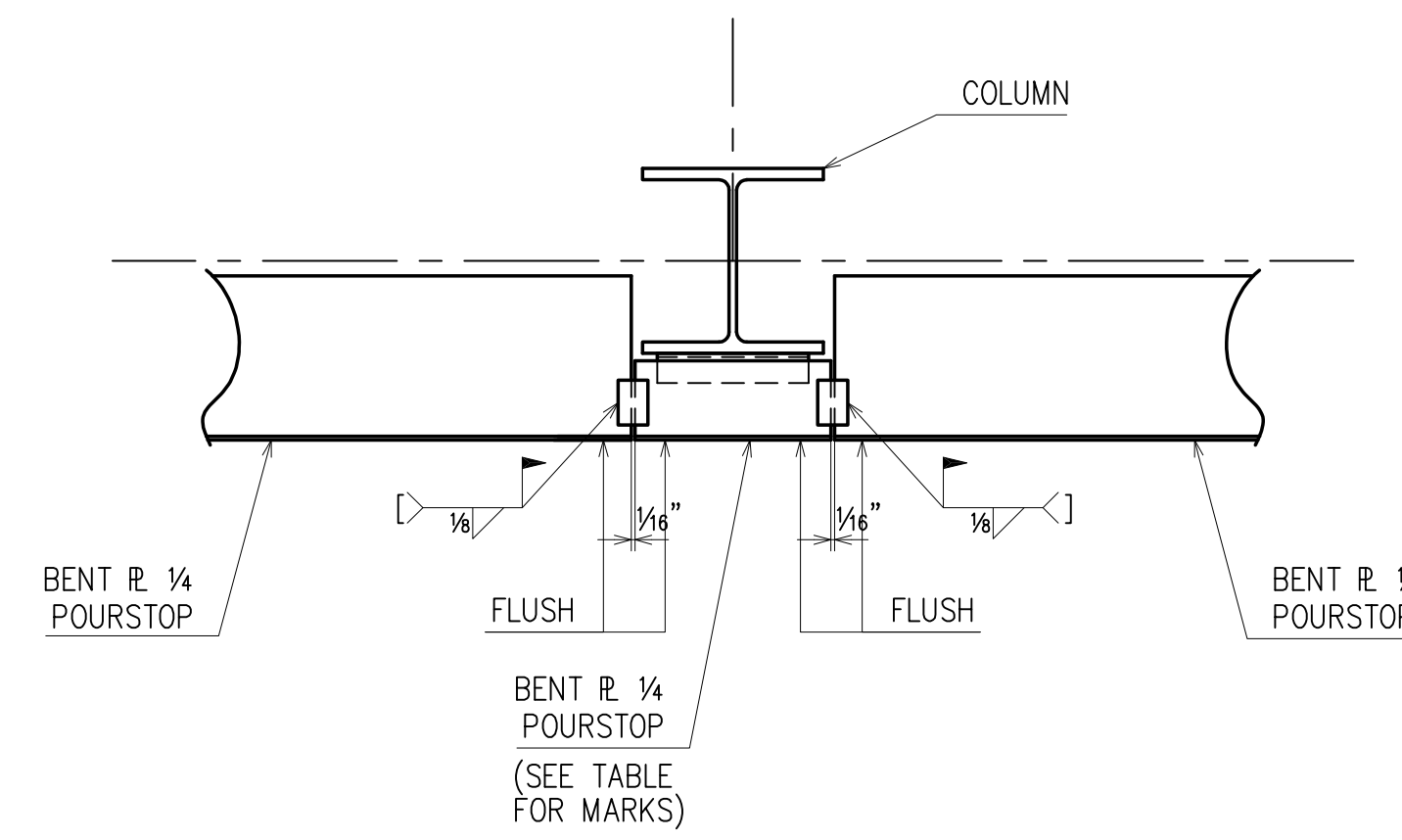
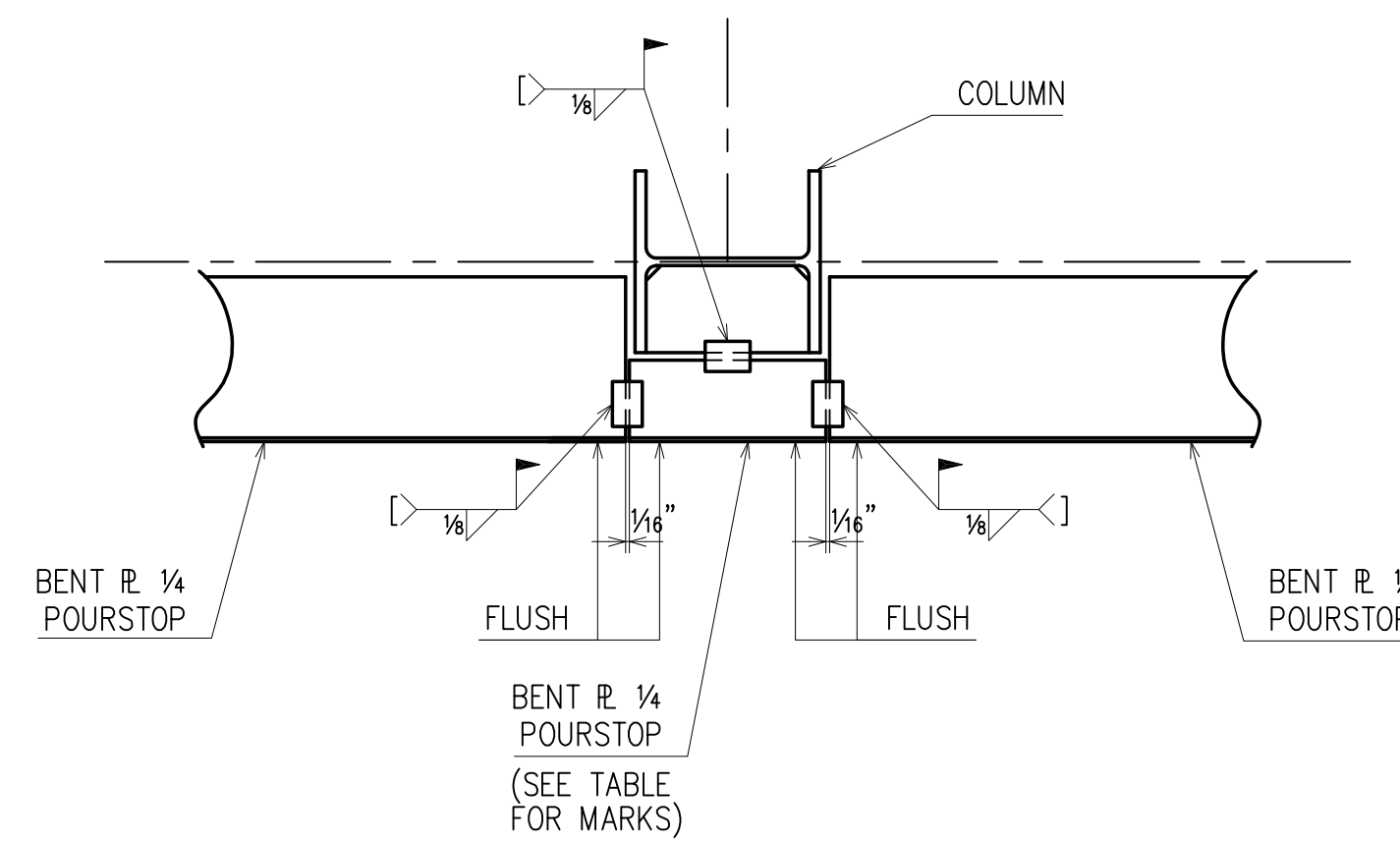
**FOR CONSTRUCTION**

DRAWINGS PREPARED BY:  
DIVISION FIVE DETAILING INC.  
1810 Gallagher Drive  
Vineland, New Jersey 08360  
Phone: (856) 794-9474  
Fax: (856) 696-2027

PAINT:	6/23/11	PER CHECK / FOR CONSTRUCTION				FOR FIELD	
MATERIAL:	4/19/11	FOR APPROVAL				4th APPVL	
HOLES:	3/8/11	FOR APPROVAL				3rd APPVL	
ELECTRODES:	8/13/10	FOR APPROVAL				2nd APPVL	
TOTAL WEIGHT	NO DATE	DESCRIPTION	NO DATE	DESCRIPTION		1st APPVL	
SC	BC	BCSC	REVISIONS			DATE	ISSUE
CUSTOMER:							
<b>WEIR WELDING CO. INC.</b>							
316 12th STREET CARLSTADT, NJ 07072 PHONE: (201) 939-2284 FAX: (201) 939-5525							
DRAFTER	D5	PROJECT:	PS / IS 177X			CONTRACT NO	
DATE	8/6/10	LOCATION:	BRONX, NY			S-974	
CHECKED	D5	DWG TITLE:	PENTHOUSE ROOF RELIEVING ANGLE PLAN			DWG NO	
DATE	3/8/11					E26	

# POURSTOP PIECES PLACEMENT SCHEDULE

(VIEW FROM ABOVE)



FLOOR	COLUMN GRID	POURSTOP PIECE MARK
2ND	K/5	535P9
2ND	L.1/2	534P2
3RD	L/4.1	534P5
3RD	A.1/3	534P12
4TH	L/4.1	534P4
4TH	A.1/3	534P12
5TH	L/4.1	534P4
5TH	A.1/3	534P12

FLOOR	COLUMN GRID	POURSTOP PIECE MARK
2ND	B/5	534P1
2ND	C/5	534P6
2ND	D/5	534P6
2ND	E/5	534P6
2ND	F/5	534P7
2ND	G/5	534P7
2ND	H/5	534P8
2ND	K/5	535P8
3RD	B/5	534P1
3RD	C/5	534P13
3RD	D/5	534P13
3RD	E/5	534P13
3RD	F/5	534P7
3RD	G/5	534P7
3RD	H/5	534P8
3RD	J/5	535P3
3RD	K/5	534P9
3RD	K.2/2	534P11
3RD	J.1/2	535P1
3RD	K/2	535P1
3RD	F/1	535P7
3RD	G/1	535P7
3RD	E/1	535P7
3RD	B.1/2	535P4
3RD	C.1/2	535P4
4TH	B/5	534P1
4TH	C/5	535P4
4TH	D/5	535P4
4TH	E/5	535P4
4TH	F/5	535P5
4TH	G/5	534P7
4TH	H/5	534P8
4TH	J/5	535P3
4TH	K/5	535P6
4TH	J.1/2	534P10
4TH	K/2	534P7
4TH	F/1	535P7
4TH	G/1	535P7
4TH	E/1	535P7
4TH	B.1/2	535P4
4TH	C.1/2	535P4

FLOOR	COLUMN GRID	POURSTOP PIECE MARK
5TH	B/5	534P1
5TH	C/5	535P4
5TH	D/5	535P4
5TH	E/5	535P4
5TH	F/5	535P5
5TH	G/5	534P7
5TH	H/5	534P3
5TH	J/5	535P4
5TH	K/5	535P6
5TH	J.1/2	534P10
5TH	K/2	534P7
5TH	F/1	534P7
5TH	G/1	534P7
5TH	E/1	535P6
5TH	B.1/2	535P4
5TH	C.1/2	535P4
R	J.1/2	535P6
R	K/2	534P7

PLEASE REVIEW THIS DRAWING CAREFULLY. IT REPRESENTS OUR INTERPRETATION OF THE INTENT OF THE CONTRACT DOCUMENTS. HOWEVER, THE STEEL FABRICATOR AND THE STRUCTURAL STEEL DETAILER ASSUME NO RESPONSIBILITY FOR THE ACCURACY OF THE INFORMATION SHOWN ON THIS DRAWING. THIS IS THE INFORMATION SHOWN ON THIS DRAWING.

IT WILL BE ASSUMED THAT ALL INFORMATION SHOWN HEREIN HAS THE AFFIRMATION OF THE APPROVAL AUTHORITY UNLESS NOTED TO THE CONTRARY ON THIS DRAWING WHEN IT IS RETURNED FROM APPROVAL.

SUBSEQUENT CHANGES TO INFORMATION SHOWN ON THESE DRAWINGS AFTER FIRST SUBMISSION WILL BE CONSIDERED AS CONTRACT CHANGES.

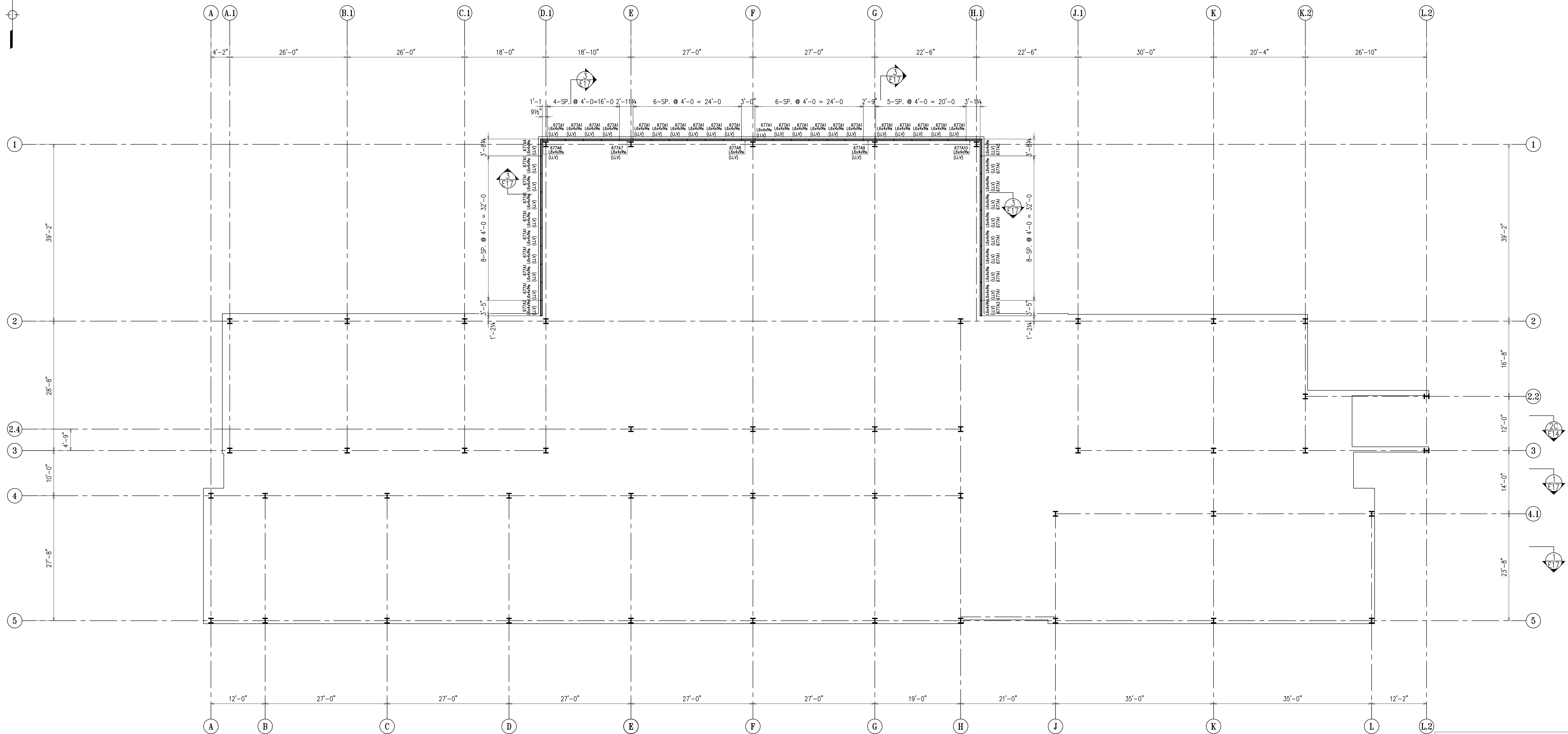
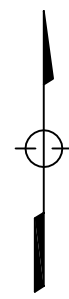
ADOPTED BY THE NATIONAL INSTITUTE OF STEEL DETAILING 1977.

**FOR CONSTRUCTION**

DRAWINGS PREPARED BY:  
 DIVISION FIVE DETAILING INC.  
 1810 Gallagher Drive  
 Vineland, New Jersey 08360  
 Phone: (856) 794-9474  
 Fax: (856) 696-2027

PAIN:						FOR FIELD	
MATERIAL:						4th APPVL	
HOLES:	Δ	6/23/11	PER CHECK/ FOR CONSTRUCTION			3rd APPVL	
ELECTRODES:	E70XX	Δ	3/21/11	FOR APPROVAL		2nd APPVL	
TOTAL WEIGHT	NO	DATE	DESCRIPTION	NO	DATE	DESCRIPTION	
SC	BC	BCSC	REVISIONS			DATE	ISSUE
CUSTOMER: WEIR WELDING CO. INC.							
316 12th STREET CARLSTADT, NJ 07072 PHONE: (201) 939-2284 FAX: (201) 939-5525							
DRAFTER	D5	PROJECT:	PS / IS 177X			CONTRACT NO	
DATE	3/21/11	LOCATION:	BRONX, NY			S-974	
CHECKED	D5	POURSTOP PIECES				DWG NO	
DATE	6/3/11	PLACEMENT SCHEDULE				E27	

ERECTOR'S NORTH



ROOF ANGLE POURSTOP PLAN

APPROVAL/REVIEW AUTHORITY:  
PLEASE REVIEW THIS DRAWING CAREFULLY.  
IT REPRESENTS OUR INTERPRETATION OF THE INTENT OF  
THE CONTRACT DOCUMENTS. HOWEVER, THE STEEL  
FABRICATOR AND THE STRUCTURAL STEEL DETAILER  
ASSUME NO RESPONSIBILITY FOR THE ACCURACY OF THE  
INFORMATION SHOWN ON THIS DRAWING. THIS IS THE  
RESPONSIBILITY OF THE BUYER.

IT WILL BE ASSUMED THAT ALL INFORMATION SHOWN  
HEREIN HAS THE AFFIRMATION OF THE APPROVAL  
AUTHORITY UNLESS NOTED TO THE CONTRARY ON THIS  
DRAWING WHEN IT IS RETURNED FROM APPROVAL.

SUBSEQUENT CHANGES TO INFORMATION SHOWN ON  
THESE DRAWINGS AFTER FIRST SUBMISSION WILL BE  
CONSIDERED AS CONTRACT CHANGES.

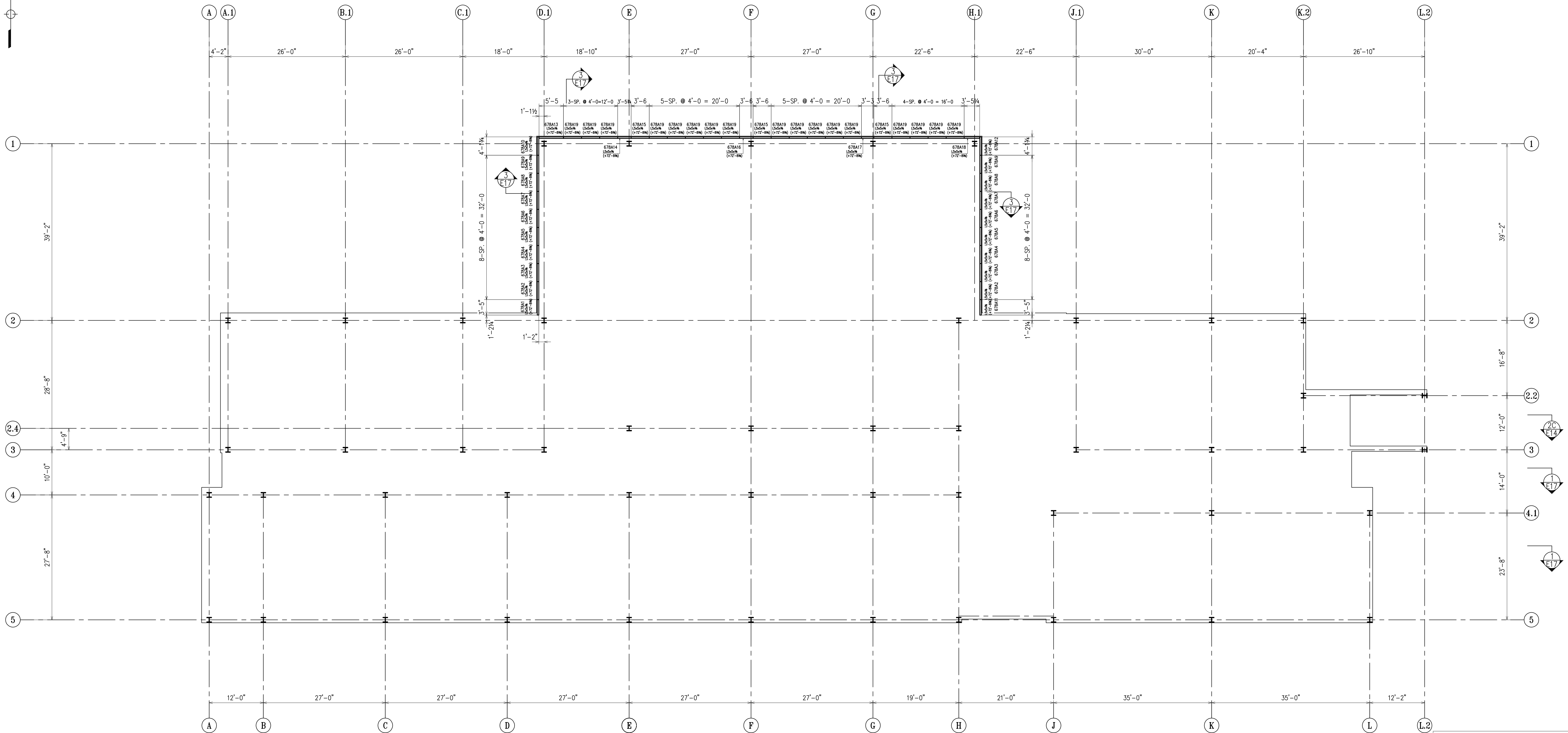
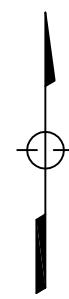
ADOPTED BY THE NATIONAL INSTITUTE OF STEEL DETAILING 1977.

FOR CONSTRUCTION

DRAWINGS PREPARED BY:  
DIVISION FIVE DETAILING INC.  
1810 Gallagher Drive  
Vineland, New Jersey 08360  
Phone: (856) 794-9474  
Fax: (856) 696-2027

PAIN:											FOR FIELD	
MATERIAL:											4th APPVL	
HOLES:											3rd APPVL	
ELECTRODES:	E70XX										2nd APPVL	
TOTAL WEIGHT		NO DATE	DESCRIPTION	NO DATE	DESCRIPTION						1st APPVL	
SC	BC	BCSC	REVISIONS									ISSUE
CUSTOMER:												
<b>WEIR WELDING CO. INC.</b>												
316 12th STREET CARLSTADT, NJ 07072 PHONE: (201) 939-2284 FAX: (201) 939-5525												
DRAFTER	D5	PROJECT:	PS / IS 177X								CONTRACT NO	
DATE	4/19/12	LOCATION:	BRONX, NY								S-974	
CHECKED	D5	DWG TITLE:	ROOF ANGLE POURSTOP PLAN								DWG NO	
DATE	4/19/12										E28	

ERECTOR'S  
NORTH



**GYMNASIUM ROOF RELIEVING ANGLE PLAN**

**FOR CONSTRUCTION**

DRAWINGS PREPARED BY:  
DIVISION FIVE DETAILING INC.  
1810 Gallagher Drive  
Vineland, New Jersey 08360  
Phone: (856) 794-9474  
Fax: (856) 696-2027

PAIN:				FOR FIELD	
MATERIAL:				4th APPVL	
HOLES:				3rd APPVL	
ELECTRODES: E70XX				2nd APPVL	
TOTAL WEIGHT		NO DATE	DESCRIPTION	NO DATE	DESCRIPTION
SC	BC	BCSC	REVISIONS		DATE
CUSTOMER:		WEIR WELDING CO. INC.			
		316 12th STREET CARLSTADT, NJ 07072 PHONE: (201) 939-2284 FAX: (201) 939-5525			
DRAFTER D5	PROJECT:	PS / IS 177X			CONTRACT NO
DATE 10/1/12	LOCATION:	BRONX, NY			S-974
CHECKED D5	DWG TITLE:	GYMNASIUM ROOF RELIEVING ANGLE PLAN			DWG NO
DATE 10/1/12					E29